



INNOVATIVE TURF TECHNOLOGY



2024 Catalog  
USA MANUFACTURER

# DEDICATED TO THE PURSUIT OF *Perfection*



Join Us Online at [www.jrmonline.com](http://www.jrmonline.com) for the most up to date product information.

Like us on & follow us on @JRM Turf Products and @JRM\_Inc.



**Worldwide Manufacturer of Turfgrass Maintenance Products:  
Bedknives • Tines • INFINITY® Reels • Grinding Wheels • Mower Blades**



## Table Of Contents

<b>Introduction</b> .....	<b>1</b>
<b>INFINITY® Reels</b> .....	<b>2-5</b>
INFINITY® DURANIUM-24 Fairway Reels .....	4
INFINITY® DURANIUM-24 Greensmower Reels.....	5
<b>DURANIUM-801® Bedknives</b> .....	<b>6-12</b>
Elite Super-Thin Bedknives.....	7
Toro® Greensmower/Fairway Bedknives.....	9
Jacobsen® Greensmower/Fairway Bedknives.....	10
John Deere® Greensmower/Fairway Bedknives.....	11
<b>Cutting Blades</b> .....	<b>13</b>
<b>JRM Mower Blades and Oregon® Products</b> .....	<b>14-15</b>
<b>Golfco® Rollers</b> .....	<b>16-17</b>
<b>Quality Care</b> .....	<b>18-19</b>
Reel Sharp.....	19
Grinding Wheelz.....	19
JRM Deburring Stone.....	19
JRM Cutting Edge Papers.....	19
<b>Terms to Know</b> .....	<b>20</b>
<b>Tine Measurement</b> .....	<b>21</b>
<b>Tine Line Up</b> .....	<b>22-23</b>
<b>DILLENNIUM® IMPERIAL TIP® and Emperor Tines™</b> .....	<b>24-25</b>
<b>Tine Testimonials</b> .....	<b>26</b>
<b>JRM Quick Reference Tine Guide (Conventional and Quad Tines)</b> .....	<b>27-31</b>
3/8" Mount Diameter (Quad Tines) .....	28
1/2" Mount Diameter .....	29
7/8" Mount Diameter .....	29
JRM Economy Tines.....	29
3/4" Mount Diameter (Conventional Coring Tines).....	30
Conventional Solid Tines .....	31
<b>Venting Tines Info</b> .....	<b>32</b>
<b>Bayonet™ / Crosstines® / SUPERCROSS™ Tines</b> .....	<b>33</b>
<b>Greenbay Tines</b> .....	<b>34</b>
Spoon Tines .....	34
<b>Conventional Fairway Side-Eject Tines</b> .....	<b>35</b>
<b>Deep Tines</b> .....	<b>36-40</b>
Deep Tines for VERTI-DRAIN® .....	37
Deep Tines for Soil Reliever® .....	38
Deep Tine Replacement Tubes.....	38
Deep Tines and Solid Tines for Wiedenmann®.....	39
SOLID Deep Tines .....	40
<b>Mounting Blocks</b> .....	<b>41</b>
<b>Core Profiler Keychain</b> .....	<b>41</b>
<b>Rake Prongs</b> .....	<b>41</b>
<b>Shipping &amp; Contact Information</b> .....	<b>42</b>
<b>Warranty Information</b> .....	<b>43</b>
<b>Wear &amp; Tear Usage</b> .....	<b>44</b>

**Prices subject to change without notice.**

JRM, Inc. was formed in 1992, by James R. Merritt, a former golf course superintendent. Jim wasn't impressed with the industry standard for aerification tines in the early 1990's. It wasn't uncommon to change out tines 6 to 8 times during an 18-hole greens aerification. He was determined to make a tine that lasted 18 holes plus practice greens.

Jim started JRM, Inc. by making tines in his garage, and in 1997, he came out with one of the first carbide tipped tines (JRM's DILLENNIUM® tip) that could complete a full greens aerification with one set of tines.


JRM's manufacturing facility is based outside Winston-Salem, NC, USA, and the company has built a legacy based on quality and innovation. The DILLENNIUM® tip was only the beginning as JRM has developed a world-wide reputation for its DURANIUM-801® bedknives, Quad tines, Bayonets™ and CROSTINES™, INFINITY® Tines, INFINITY® reels, Emperor Tines™, IMPERIAL Tip® tines, Vulcan Grinding Wheelz, Reel Sharp, and the list goes on.

JRM makes most of its products, but also has relationships with quality vendors like GOLFCO® International Competition rollers and Oregon® mower blades.

*Authorized distributor of:*



*With God's help  
we can accomplish  
great things; without  
OUR help, HE will  
do nothing.*



James. R Merritt  
JRM, Inc. President/CEO

# JRM INFINITY® DURANIUM-24 REELS

- Made with a high-carbon, high-alloy steel that can be heat treated harder without getting brittle.
- Designed with similar steel and quality craftsmanship as a DURANIUM-801® bedknife to hold an edge longer and grind less.
- Bearings are already inserted on shaft. (5RTG112100, 5RTG142100, 5RTF085210, 5RTF085510, 5RTF115610).
- JRM sells 8-spline and 9-spline couplings plus the drive tools to insert and take out the couplings on JRM Toro® Fairway Reels--5RTF085210, 5RTF085510 and 5RTF115610.
- Bearing kits can be purchased separately for all other JRM INFINITY® DURANIUM-24 Reels..
- Welds are strengthened for longer reel life.
- All JRM INFINITY® DURANIUM-24 reels come with relief that matches the relief on JRM DURANIUM-801® bedknives.

Contact JRM  
for Reel Pricing

Quality  
MATTERS



**JRM** ONLINE  
INNOVATIVE TURF TECHNOLOGY

8491 North NC Highway 150 Clemmons, NC 27012  
Toll free 888-576-7007 sales@jrmonline.com

[www.jrmonline.com](http://www.jrmonline.com)


DEDICATED TO THE PURSUIT OF

*Perfection*

**New &  
Improved  
for 2024**

**JRM INFINITY<sup>®</sup>  
DURANIUM-24 REELS**

- Adjusted heat treat process resulting in stronger, harder blades
- Improved welds, better than ever to eliminate bending & breakage at spiders
- Pre-ground relief
- Straighter blades, better helix
- Coming soon, Extended drive thread couplings (left and right) to use with Groomer Kit if needed for 5RTF085510 and 5RTF115610



**WHEN YOU TALK , WE LISTEN**

# INFINITY® DURANIUM-24 Fairway Reels

## JRM INFINITY® DURANIUM-24 FAIRWAY REELS

When ordering, please verify OEM part number and machine to select the correct reel. For Toro®, verify the OEM cutting unit model number. You can cross-reference the correct cutting unit model number in JRM's 2024 INFINITY® DURANIUM-24 Reels Catalog.

### What makes a JRM INFINITY® DURANIUM-24 Reel stand out from the competition:

- High-carbon, high-alloy steel that can be heat treated harder without getting brittle.
- **New for 2023-24**, all reels are through heat-treated for enhanced durability, and the reel cutting edge profile was beefed up to withstand minor impacts while mowing.
- Designed with similar steel and quality craftsmanship as a DURANIUM-801® bedknife to hold an edge longer and grind less.
- All JRM INFINITY® DURANIUM-24 reels come with relief that matches the relief on JRM DURANIUM-801® bedknives.
- Welds are strengthened for longer reel life.
- JRM sells 8-spline and 9-spline couplings for the Brush and Groomer kits, plus the drive tools to insert and take out the couplings on JRM Toro® Fairway Reels-- 5RTF085210, 5RTF085510 and 5RTF115610.

**ON ALL RETURNS, REELS MUST BE RETURNED IN ORIGINAL BOX.**

## JRM INFINITY® DURANIUM-24 FAIRWAY REELS

Part Number	Description	OEM Part Number	Reel Diam.	Length	Fits
<b>Toro® Fairway Reels</b>					
5RTF085210	8 blades Internal 8-spline, Bearings Included	108-9071/127-2065/137-8416, 137-8422	5"	22"	Toro® 5210D, 5410D DPA Cutting units
5RTF085510	8 blades Internal 9-spline, Bearings Included	108-9073/127-2084/137-8432, 137-8438	7"	22"	Toro® 5510D, 5610D, 6500D, 6700D DPA Cutting units
5RTF115610	11 blades Internal 9-spline, Bearings Included	108-9074/127-2085/137-8433, 137-8439	7"	22"	Toro® 5510D, 5610D, 6500D, 6700D DPA Cutting units
<b>John Deere® Fairway Reels</b>					
5RDF078500	7 blades Internal	TCA19350	5"	22"	John Deere® 2500 B/E, 7500/A, 7500 E-cut, 8500, 8500 E-cut, 220 E-cut, 2700, 2700 E-cut, 2550 E-cut, 2750 E-cut, 6500A, 6500A E-cut
5RJ1D1BK	John Deere® Bearing kit, Fits 5RDF078500				
5RDF08QA5	8 blades Internal	TCA19353	7"	22"	John Deere® 6700A, 7700, 7700A, 8700, 8700A
5RDF108700	10 blades Internal	TCA19354	7"	22"	John Deere® 6700A, 7700, 7700A, 8700, 8700A
5RJ2D2BK	John Deere® Bearing kit, Fits 5RDF08QA5, 5RDF108700				
<b>Jacobsen® Fairway Reels</b>					
5RJF073400R	7 blades	5003054, 5003064, 5001096, 503320	5"	22"	Jacobsen® GK IV, GK IV Plus, GK V, GK VI, LF 100, LF 123, LF 128, LF 135, LF 3400, LF 3407, LF 3800, LF 4675, LF 510, LF 550, LF 550 T4F, LF550H T4F, LF 557
5RJF073400L	7 blades	5003053, 5001095, 503319	5"	22"	Jacobsen® E-Plex, E-Plex II, GP 400, GK IV, GK IV Plus, G-Plex III, Eclipse 322, LF 100, LF 123, LF 128, LF-135, LF 3400, LF 3407, LF3800, LF 4675, LF 510, LF 550, LF 550 T4F, LF 557
5RJAC1BK	Jacobsen® Bearing kit, Fits 5RJF073400R, 5RJF073400L				

*The Jacobsen® GK IV, GK 4 Plus mowers take (2) 5RJG11GK4, and (1) 5RJG11322. The Jacobsen® LF 3400, LF 4675, LF 510, LF 557, LF 550, LF 550H, LF 550H T4F take (3) 5RJF073400L (RF, C, RR) and (2) 5RJF073400R (LF, LR).*

*Contact the JRM Customer Service Department (888-576-7007) or reference the JRM Reels Pamphlet to verify TORO® cutting unit model numbers.*



5RTF115610



5RDF08QA5

## Spline Couplings and Spline driver tools

Part #	Description	OEM #	Machines
5RTF8SPMD	Toro® 8-spline male adapter	TOR 4112	Toro® 5210 and 5410 DPA Cutting Units
5RTF8SPCL	Toro® 8-spline left-hand coupler	105-8076	Toro® 5210 and 5410 DPA Cutting Units
5RTF8SPCR	Toro® 8-spline right-hand coupler	105-8075	Toro® 5210 and 5410 DPA Cutting Units
5RTF9SPMD	Toro® 9-Spline Male Adapter	TOR 4074	Toro® 5510, 5610, 6500, 6700 DPA Cutting Units
5RTF9SPCL	Toro® 9-spline left-hand coupler	107-3276	Toro® 5510, 5610, 6500, 6700 DPA Cutting Units
5RTF9SPCR	Toro® 9-spline right-hand coupler	107-3275	Toro® 5510, 5610, 6500, 6700 DPA Cutting Units
5RTF9SPCL (Gold)	Toro® 9-spline left-hand coupler for brush kits	127-7111	Toro® 5510, 5610, 6500, 6700 DPA Cutting Units
5RTF9SPCL (Gold)	Toro® 9-spline right-hand coupler for brush kits	127-7109	Toro® 5510, 5610, 6500, 6700 DPA Cutting Units
5RTF-9SPL-GC-L	Toro® 9-spline Left-handed extended Grooming Kit coupler	108-4238	Toro® 5510, 5610, 6500, 6700 DPA Cutting Units
5RTF-9SPL-GC-R	Toro® 9-spline Right-handed extended Grooming Kit coupler	108-4237	Toro® 5510, 5610, 6500, 6700 DPA Cutting Units

## JRM INFINITY® DURANIUM-24 GREENSMOWER REELS

When ordering, please verify OEM part number and machine to select the correct reel. For Toro®, verify the OEM cutting unit model number. You can cross-reference the correct cutting unit model number in JRM's 2024 INFINITY® DURANIUM-24 Reels Catalog.

### What makes a JRM INFINITY® DURANIUM-24 Reel stand out from the competition:

- Made with a high-carbon, high-alloy steel that can be heat treated harder without getting brittle.
- **New for 2023-24**, all reels are through heat-treated for enhanced durability, and the reel cutting edge profile was beefed up to withstand minor impacts while mowing.
- Designed with similar steel and quality craftsmanship as a DURANIUM-801® bedknife to hold an edge longer and grind less.
- All JRM INFINITY® DURANIUM-24 reels come with relief that matches the relief on JRM DURANIUM-801® bedknives.

**ON ALL RETURNS, REELS MUST BE RETURNED IN ORIGINAL BOX.**

## JRM INFINITY® DURANIUM-24 GREENSMOWER REELS


Part Number	Description	OEM Part Number	Reel Diam.	Length	Fits
<b>Toro® Greensmower Reels</b>					
5RTG112100	11 blades Internal, Bearings Included	119-4104/127-2201/137-8512	5"	21"	Toro® Flex/E-Flex 2100, 2120, GR Flex & E-Flex 1021 & e021, GM 3000, 3100, 3200, 3300, 3400 series DPA Cutting Units (2012 & newer)
5RTG142100	14 blades Internal, Bearings Included	119-4105/127-2202/137-8513	5"	21"	Toro® Flex/E-Flex 2100, 2120, GR Flex & E-Flex 1021 & e021, GM 3000, 3100, 3200, 3300, 3400 series DPA Cutting Units (2012 & newer)
5RTG113250	11 blades	105-5792/127-2194, 137-8496	5"	21"	Toro® Greensmaster 3000, 3100, 3200 series DPA cutting units (2011 & older)
5RT4BK	Toro® Bearing Kit, Fits 5RTG113250				
5RTG111000	11 blades	93-6097/127-2182/132-7313	5"	21"	Toro® 1000, 1010, 2000 Integral Cutting Units
5RT3BK	Toro® Bearing Kit, Fits 5RTG111000				
<b>John Deere® Greensmower, High-cut</b>					
5RDG11QA5	11 blades Internal	TCA19351	5"	22"	John Deere® 2500 B/E, 7500/A, 7500 E-cut, 8500, 8500 E-cut, 220 E-cut, 2700, 2700 E-cut, 2550 E-cut, 2750 E-cut, 6500A, 6500A E-cut
5RDG14QA5	14 blades Internal	TCA23621	5"	22"	John Deere® 2500 B/E, 7500/A, 7500 E-cut, 8500, 8500 E-cut, 220 E-cut, 2700, 2700 E-cut, 2550 E-cut, 2750 E-cut, 6500A, 6500A E-cut
5RJ1BK	John Deere® Bearing kit, Fits 5RDG11QA5, 5RDG14QA5				
<b>Jacobsen® Greensmower</b>					
5RJG15322	15 blades	4225505	5"	22"	Jacobsen® Eclipse 122, Eclipse 122F, E-Plex, E-Plex II, GP400, GK IV/IV+ (left), G-Plex III, Eclipse 322
5RJG11322	11 blades	5001101, 5000028, 506636	5"	22"	Jacobsen® Eclipse 122, Eclipse 122F, E-Plex, E-Plex II, GP400, GK IV/IV+ (left), G-Plex III, Eclipse 322
5RJG11GK4	11 blades	5001102, 5000029, 506635	5"	22"	Jacobsen® E-Plex, E-Plex II, GK IV, GK IV Plus, GK V, GK VI
5RJAC1BK	Jacobsen® Bearing kit, Fits 5RJG15322, 5RJG11322, 5RJG11GK4				

Contact the JRM Customer Service Department (888-576-7007) or reference the JRM Reels Pamphlet to verify TORO® cutting unit model numbers.

The Jacobsen® GK IV, GK 4 Plus mowers take (2) 5RJG11GK4, and (1) 5RJG11322. The Jacobsen® LF 3400, LF 4675, LF 510, LF 557, LF 550, LF 550H, LF 550H T4F take (3) 5RJF073400L (RF, C, RR) and (2) 5RJF073400R (LF, LR).



5RTG113250



5RJG11322

### JRM CUTTING EDGE PAPERS See Pg. 19 to Order

- The papers are the perfect weight to test the sharpness of greensmower and fairway reels and bedknives.
- Recommendation: use one single strip to test the sharpness for greensmower setups; and fold the strip in two to double the paper thickness for fairway setups.



See [jrmonline.com](http://jrmonline.com) for pricing.

# DURANIUM-801® STRONG

## JRM DURANIUM-801® Greensmower, High-cut, and Fairway Bedknives

- DURANIUM-801® bedknives are the most durable bedknife on the market.
- JRM bedknives are designed to hold an edge longer, cut paper longer and grind less.
- DURANIUM-801® steel is perfectly suited to the different golf course grasses and holds an edge longer in all conditions, including top-dressing.
- **Consistency:** All JRM bedknives are QC inspected within a .0004" margin creating straightness edge to edge to minimize any pre-grinding set up.
- DURANIUM-801® bedknives are ready to cut grass out of the box at the grind angles listed in the catalog.
- Highest carbon content on the market.
- High manganese content and high boron for bonding.



## Coining! A Patented Process

- Flatter Knife
- Truer to bedbar
- Less reel wear
- Less "pre-use" preparation
- Doesn't interfere with molecular realignment for added strength
- Compresses metal, instead of cutting metal away, creating a stronger bedknife



## Elite Super Thin Bedknives

- JRM's Elite super-thin bedknives provide zero tolerance for bruising.
- The Elite super-thin bedknives for Toro<sup>®</sup>, John Deere<sup>®</sup> and Jacobsen<sup>®</sup> will leave your greens looking immaculate and allow you to achieve the lowest possible cut without dragging or scuffing.
- The quality of cut is far superior to anything else on the market.
- The bedknives can cut as low as .050".
- These thin bedknives are slightly different from your standard bedknife during the set-up phase. They are engineered with a 0 degree deck height, or top-face angle. Grind with JRM Vulcan Grinding Wheel for best results.



**Step 1:** Mount bedknife to your bed bar then set it up to your JRM Vulcan Grinding Wheel.

**Step 2:** When grinding this bedknife the top face angle should be indicated anywhere between 1 and 3 degrees, or whenever you begin to scratch with consistent friction from end to end.

**Step 3:** When you achieve a consistent friction across the top face you should begin grinding. It should take no more than a few passes to get them configured with your bed bars tolerances.

**Step 4:** During Touch up keep the same angle of your initial grind. Use JRM Reel Sharp Lapping compound (180+) for best results.

Part Number	JRM Description	Cutting edge height	JRM Recommended Grind Angles Top Face/Front Face	Length	Machines
4TPB18 (JRM EXCLUSIVE)	Elite Super-thin cut 11-hole	.050" & above	0 & 90°	18.25"	Toro <sup>®</sup> GM800, Flex 18/1800, eFlex1800/1820
4TPB22 (JRM EXCLUSIVE)	Elite Super-thin cut 13-hole	.050" & above	0 & 90°	21.25"	Toro <sup>®</sup> GM 1000, 1010, 2000, Flex 21/e-flex 2100, 2120, 3000, 3100, 3200, 3300, 3400, GR 1021
4JPB18 (JRM EXCLUSIVE)	Elite Super-thin cut 11-hole	.050" & above	0 & 90°	18.25"	Jacobsen <sup>®</sup> GK518, Eclipse 118/118F
4JPB22 (JRM EXCLUSIVE)	Elite Super-thin cut 13-hole	.050" & above	0 & 90°	22"	Jacobsen <sup>®</sup> Eclipse122/122F, GK522, PGM22, E-Walk, Eclipse 322, GP400, G-Plex III, GK IV, V, VI, TC22
4JDPB18 (JRM EXCLUSIVE)	Elite Super-thin cut 11-hole	.050" & above	0 & 90°	18.13"	JD180A/B/C/SL WGM 18" QA5, JD8000 E-cut
4JDPB22 (JRM EXCLUSIVE)	Elite Super-thin cut 13-hole	.050" & above	0 & 90°	22"	JD220A/B/C/SL 22" QA5, JD2443, JD2500

## JRM DURANIUM-801<sup>®</sup> bedknife torque specifications

### Steps to tighten a JRM bedknife

**Step 1:** Using a torque wrench and bedknife socket driver tool, tighten the two outermost screws to 10 in-lbs (1 N-m)

**Step 2:** Working from the center of the bedknife towards each end, tighten the screws according to your mower's recommended tolerance below in an alternating (side to side) sequence. (see diagram).

Anti-Seize Lubricant is recommended to be put on the screw threads before installation.


### Recommended factory tolerances

**Toro<sup>®</sup>** – 200 to 250 inch-lbs. (22.6-28.3 N-m)

**Jacobsen<sup>®</sup>** – 90 to 120 inch-lbs. (10.2-13.5 N-m)

**John Deere<sup>®</sup>** – 62 inch-lbs. (7 N-m)

N-m = Newton Metre



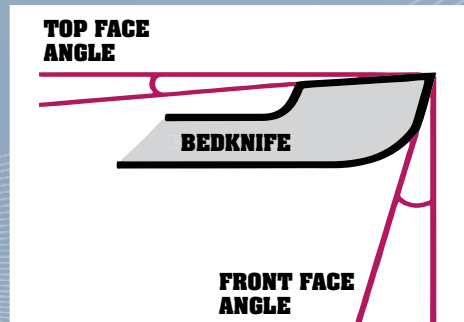
## JRM Bedknife Screws

It is required to use JRM screws with our Toro<sup>®</sup>, Jacobsen<sup>®</sup>, and John Deere<sup>®</sup> Greensmower and Fairway bedknives to ensure proper bedknife positioning on the bedbar. **Non-use of JRM screws will void any warranty for our DURANIUM-801<sup>®</sup> bedknives.**

## Bedknife Grind Angles

The top-face and front-face angles listed in the book for DURANIUM-801<sup>®</sup> bedknives are present on the bedknives out of the box. The bedknives will cut at those specs, but maintenance technicians can adjust those angles according to their preferences and needs without losing life on the bedknife.

The top-face angle combines with the front-face angle to create the actual cut point, and it provides clearance for the clippings to eject after a blade of grass has been cut. The top-face angle can also be used to adjust your bedknife to reel contact. The front-face angle is important for allowing the reel to present the grass to the bedknife to be cut.



## Selecting your DURANIUM-801<sup>®</sup> Greensmower Bedknife

- **Standard Low cut .135" & Above**
- **Tournament-cut .115" & Above**
- **Micro-Cut/Super Tournament .098" & Above**
- **High-cut .175" & Above**

Select according to your cutting height.

These will not cut lower than the minimum cutting-edge height listed.

- **Extended- Cut**

Designed to position the cutting-edge further dead center on the reel allowing for a less-aggressive angle to the ground minimizing the chances of bruising, dragging and scuffing.

- **Ultra-Cut**

The bottom face angles are cut back to the screws to allow for maximum drag clearance to avoid bruising, dragging and scuffing. Feature the same cutting-edge thickness as a Micro-Cut, but can provide the flexibility to cut as low as .070" due to the extended bottom face angles.


- **Elite Super Thin (Pebble Beach)**

The thinnest bedknife on the market with a .050" cutting-edge height. Not designed for everyday use but for special occasions to achieve the cleanest and lowest possible cut.

4BT250104



4BD250304




## Testimonial

### Daniel L. Barnes

Lead tech at Sun City Hilton Head in South Carolina.

Nice little addition to box. No slips, no burrs created on the screw like other bits I've used, just nice and easy. Blue screws are pretty too. Thanks!

[@JRM TurfProducts](#)



## Mechanics Notes

"There is no comparison really. The JRM bedknives last so much longer, and you don't have to grind them nearly as much as OEM bedknives. I have used several different brands of bedknives over the years, and JRM is by far the best that I have used."

- New Haven Country Club Hamden, CT

"I'm not kidding you. These are the best bedknives we have ever used on our greensmowers. I'm 100% sold. We've proven 100% what JRM claims is true. They last longer than any other bedknives, and they will save your course time and money."

- Oak Hill Country Club Rochester, N.Y.

"The JRM Inc. knife holds its edge much longer than the Toro bedknives. You also spend less time grinding the JRM bedknives, which allows us to get our mowers on the golf course that much faster."

- Hartford Country Club Hartford, CT

"I was skeptical at first but JRM has really won me over. With the JRM bedknives, the edge actually stayed on the reel so much longer than the other (OEM) bedknives. Another thing I noticed is that you don't really have to adjust the JRM bedknives, they were pretty much ready to go. It was a little harder to grind them, but that is a good thing because the cutting surface stayed smoother, longer."

- Starmount Forest Country Club Greensboro, NC

Check out our premium lapping compound on Page 19 of the catalog. It comes in 30-pound pails and six grit sizes are offered. We do offer bulk shipping options to cut down on the freight expense. Please contact JRM's Customer Service Department (888-576-7007) with any questions.



See [jrmonline.com](http://jrmonline.com) for pricing.

## DURANIUM-801<sup>®</sup> Greensmower Bedknives

Part Number	JRM Description	Cutting edge height	JRM Recommended Grind Angles Top Face/Front Face	Length	Toro <sup>®</sup> Machines
4BT250101 (Toro <sup>®</sup> 94-6395)	Standard Low-Cut 7-hole	.135" & above	5° & 15°	21.25"	Toro <sup>®</sup> Greensmaster 3000 Series
4BT250102 (Toro <sup>®</sup> 93-4264)	Standard Low-Cut 13-hole	.135" & above	5° & 15°	21.25"	Toro <sup>®</sup> GM 1000, 1010, 2000, Flex 21/e-flex 2100, 2120, 3000, 3100, 3200, 3300, 3400, GR 1021
4BT250103 (Toro <sup>®</sup> 94-6394)	Tournament 7-hole	.115" & above	5° & 15°	21.25"	Toro <sup>®</sup> Greensmaster 3000 Series
4BT250104 (Toro <sup>®</sup> 93-4263)	Tournament 13-hole	.115" & above	5° & 15°	21.25"	Toro <sup>®</sup> GM 1000, 1010, 2000, Flex 21/e-flex 2100, 2120, 3000, 3100, 3200, 3300, 3400, GR 1021
4BT244216 (Toro <sup>®</sup> 94-5885/117-1548)	Tournament 16-hole	.115" & above	3° & 13°	26"	Toro <sup>®</sup> GM 1600, 1610, 2600, GR 1026 Integral Cutting Unit
4BT250109 (JRM EXCLUSIVE)	Micro-cut 7-hole	.098" & above	5° & 15°	21.25"	Toro <sup>®</sup> Greensmaster 3000 Series
4BT250105 (Toro <sup>®</sup> 93-4262)	Micro-cut 13-hole	.098" & above	5° & 15°	21.25"	Toro <sup>®</sup> GM 1000, 1010, 2000, Flex 21/e-flex 2100, 2120, 3000, 3100, 3200, 3300, 3400, GR 1021
4BT250106 (Toro <sup>®</sup> 98-7261)	Micro-cut 11-hole	.098" & above	5° & 15°	18.25"	Toro <sup>®</sup> GM800, Flex 18/1800, eFlex1800/1820
4BT244218 (Toro <sup>®</sup> 112-9275)	Micro-cut 16-hole	.098" & above	3° & 13°	26"	Toro <sup>®</sup> GM 1600, 1610, 2600, GR 1026 Integral Cutting Unit
4BT250107 (Toro <sup>®</sup> 108-4303)	Extended-cut 13-hole micro-cut	.098" & above	5° & 15°	21.25"	Toro <sup>®</sup> GM 1000, 1010, 2000, Flex 21/e-flex 2100, 2120, 3000, 3100, 3200, 3300, 3400, GR 1021
4BT250110 (Toro <sup>®</sup> 110-2300)	Extended-cut 11-hole micro-cut	.098" & above	5° & 15°	18.25"	Toro <sup>®</sup> GM800, Flex 18/1800, eFlex1800
4BT250108 (JRM EXCLUSIVE)	Ultra-cut 13-hole with Max. Drag Clearance/Reduced Bruising	.098" & above	5° & 15°	21.25"	Toro <sup>®</sup> GM 1000, 1010, 2000, Flex 21/e-flex 2100, 2120, 3000, 3100, 3200, 3300, 3400, GR 1021

## DURANIUM-801<sup>®</sup> Tee Box, Fringe, Apron & High-cut Bedknives

Part Number	JRM Description	Cutting edge height	JRM Recommended Grind Angles Top Face/Front Face	Length	Toro <sup>®</sup> Machines
4BT250221 (Toro <sup>®</sup> 94-6396)	High-cut 7-hole	.175" & above	5° & 15°	21.25"	Toro <sup>®</sup> Greensmaster 3000 Series
4BT250222 (Toro <sup>®</sup> 94-6392)	High-cut 13-hole	.175" & above	5° & 15°	21.25"	Toro <sup>®</sup> GM 1000, 1010, 2000, Flex 21/e-flex 2100, 2120, 3000, 3100, 3200, 3300, 3400, GR 1021

## DURANIUM-801<sup>®</sup> Fairway Bedknives

Part Number	JRM Description	Cutting edge height	JRM Recommended Grind Angles Top Face/Front Face	Length	Toro <sup>®</sup> Machines
4BT220212 (Toro <sup>®</sup> 104-1380/114-9390)	Heavy Duty 10-hole	.360" & above	10° & 5°	27"	Toro <sup>®</sup> Reelmaster 3100 Sidewinder/7000 Edge Series DPA
4BT248214 (Toro <sup>®</sup> 107-8181)	Heavy Duty 16-hole	.360" & above	3° & 13°	26"	Toro <sup>®</sup> GM 1600, 1610, 2600, GR 1026 Integral Cutting Unit
4BT243207 (Toro <sup>®</sup> 110-4074)	Heavy Duty 8-hole	.350" & above	5° & 6°	22.19"	Toro <sup>®</sup> 3550, 3555, 3575, 5010-H, 5210, 5410, 5510, 5610, 6500, 6700 DPA
4BT243202 (Toro <sup>®</sup> 104-1810)	High-cut 8-hole	.335" & above	3° & 11°	22.19"	Toro <sup>®</sup> RM 5500D, 6500D, 6700D SPA
4BT244217 (Toro <sup>®</sup> 104-2646)	High-cut 16-hole	.320" & above	3° & 13°	26"	Toro <sup>®</sup> GM 1600, 1610, 2600, GR 1026 Integral Cutting Unit
4BT264203* (Toro <sup>®</sup> 108-9096)	Standard-cut 8-hole	.285" & above	3.33° & 6°	22.19"	Toro <sup>®</sup> 3550, 3555, 3575, 5010-H, 5210, 5410, 5510, 5610, 6500, 6700 DPA
4BT244213 (Toro <sup>®</sup> 105-6785/104-9388/112-8910)	Low-cut 10-hole	.260" & above	10° & 5°	27"	Toro <sup>®</sup> Reelmaster 3100 Sidewinder/7000 Edge Series DPA
4BT243210 (Toro <sup>®</sup> 94-8936)	Extended-cut 8-hole low-cut	.250" & above	10° & 30°	22.19"	Toro <sup>®</sup> 3550, 3555, 3575, 5010-H, 5210, 5410, 5510, 5610, 6500, 6700 DPA
4BT243201 (Toro <sup>®</sup> 93-9774)	Low-cut 8-hole	.250" & above	3.83° & 30°	22.19"	Toro <sup>®</sup> 3550, 3555, 3575, 5010-H, 5210, 5410, 5510, 5610, 6500, 6700 DPA
4BT248206 (Toro <sup>®</sup> 63-8600)	Standard-cut 13-hole	.250" & above	3° & 6°	21.25"	Toro <sup>®</sup> GM 1000, 1010, 2000, Flex 21/e-flex 2100, 2120, 3000, 3100, 3200, 3300, 3400, GR 1021
4BT265204 (Toro <sup>®</sup> 63-8610/100-3350)	Standard-cut 7-hole	.250" & above	3° & 13°	21.25"	Toro <sup>®</sup> 5200, 5300, 5400 4-bolt cutting units
4BT238211 (Toro <sup>®</sup> 121-3167/130-4745)	Low-cut 6-hole	.250" & above	10° & 5°	18"	Toro <sup>®</sup> Reelmaster 3550 Edge Series DPA
4BT244215 (Toro <sup>®</sup> 93-9015)	Low-cut 16-hole	.200" & above	3° & 13°	26"	Toro <sup>®</sup> GM 1600, 1610, 2600, GR 1026 Integral Cutting Unit
4BT264209 (Toro <sup>®</sup> 120-1640/119-4280)	Extended-cut 8-hole low-cut	.200" & above	10° & 10°	22.19"	Toro <sup>®</sup> 3550, 3555, 3575, 5010-H, 5210, 5410, 5510, 5610, 6500, 6700 DPA
4BT264205 (Toro <sup>®</sup> 110-4084)	Low-cut 8-hole	.200" & above	5° & 6°	22.19"	Toro <sup>®</sup> 3550, 3555, 3575, 5010-H, 5210, 5410, 5510, 5610, 6500, 6700 DPA

## Toro<sup>®</sup> Screws and Socket Driver Tool

Part Number	JRM Description
4STB100	Toro <sup>®</sup> Fairway/Greensmower bedknife screws (Blue-colored)-Bag of 100 Screw Diameter .245"; Screw Length .500"; Screw Head Diameter .450"
4TGFBD	Toro <sup>®</sup> Socket Driver Tool for Greens and Fairway Screws

4TGFBD



✦ It is required that you use JRM screws with all of our bedknives. OEM screws could affect our tolerances and overall bedknife performance.

## Jacobsen<sup>®</sup>

### DURANIUM-801<sup>®</sup> Greensmower Bedknives

Part Number	JRM Description	Cutting edge height	JRM Recommended Grind Angles Top Face/Front Face	Length	Machines
4BJ250102 (Jacobsen <sup>®</sup> #503478)	Standard low-cut 13-hole	.135" & above	8° & 90°	22"	Eclipse122/122F, GK522, PGM22, E-Walk, Eclipse 322, GP400, G-Plex III, GK IV, V, VI, TC22
4BJ250103 (Jacobsen <sup>®</sup> #503479)	Tournament 13-hole	.115" & above	8° & 90°	22"	Eclipse122/122F, GK522, PGM22, E-Walk, Eclipse 322, GP400, G-Plex III, GK IV, V, VI, TC22
4BJ250104 (Jacobsen <sup>®</sup> #502887)	Super Tournament 13-hole	.098" & above	5° & 90°	22"	Eclipse122/122F, GK522, PGM22, E-Walk, Eclipse 322, GP400, G-Plex III, GK IV, V, VI, TC22
4BJ250105 (Jacobsen <sup>®</sup> #5002888)	Super Tournament 11-hole	.098" & above	5° & 90°	18.25"	GK518, Eclipse 118/118F
4BJ250106 (Jacobsen <sup>®</sup> #2810984)	Super Tournament 11-hole	.098" & above	5° & 90°	19.35"	PGM 19
4BJ250109 (Jacobsen <sup>®</sup> #4234900)	Ultra-cut 13-hole with Max. Drag Clearance	.098" & above	5° & 90°	22"	Eclipse122/122F, GK522, PGM22, E-Walk, Eclipse 322, GP400, G-Plex III, GK IV, V, VI, TC22
4BJ250110 (Jacobsen <sup>®</sup> #4234901)	Ultra-cut 11-hole with Max. Drag Clearance	.098" & above	5° & 90°	18.25"	GK518, Eclipse 118/118F
4BJ250111 (Jacobsen <sup>®</sup> #5002887)	Extended-Cut Super Tournament 13-hole	.098" & above	5° & 90°	22"	Eclipse122/122F, GK522, PGM22, E-Walk, Eclipse 322, GP400, G-Plex III, GK IV, V, VI, TC22

### DURANIUM-801<sup>®</sup> Tee Box, Fringe, Apron & High-cut Bedknives

Part Number	JRM Description	Cutting edge height	JRM Recommended Grind Angles Top Face/Front Face	Length	Machines
4BJ250221 (Jacobsen <sup>®</sup> #503477)	High-cut 13-hole	.175" & above	8° & 90°	22"	Eclipse122/122F, GK522, PGM22, E-Walk, Eclipse 322, GP400, G-Plex III, GK IV, V, VI, TC22
4BJ250222 (Jacobsen <sup>®</sup> #4118902)	High-cut 11-hole	.175" & above	8° & 90°	18.25"	Jacobsen <sup>®</sup> SLF1880, GK518, Eclipse 118

### DURANIUM-801<sup>®</sup> Fairway Bedknives

Part Number	JRM Description	Cutting edge height	JRM Recommended Grind Angles Top Face/Front Face	Length	Machines
4BJ248201* (Jacobsen <sup>®</sup> #503460)	Standard-cut 13-hole	.360" & above	5° & 90°	22"	Jacobsen <sup>®</sup> GKV, GKVI, LF128, LF135/550/570, LF3400, LF3800, LF4675, LF4677
4BJ248202* (Jacobsen <sup>®</sup> #5003150)	Low-cut 13-hole	.320" & above	5° & 90°	22"	Eclipse 322, G-Plex III, GP400, LF550, LF3400, LF4675
4BJ248203 (Jacobsen <sup>®</sup> #4118902)	Low-cut 11-hole	.320" & above	5° & 90°	18.25"	Jacobsen <sup>®</sup> SLF1880

The 4BJ248202 will work on all 5" fairway reels for Jacobsen<sup>®</sup>, but not the Jacobsen<sup>®</sup> 7" reels. The recommended bedknife for the 7" reel is the 4BJ248201.

### Jacobsen<sup>®</sup> Bedknife Screws & Socket Driver Tool

Part Number	JRM Description	Screw Measurements
4SJB100	Jacobsen <sup>®</sup> bedknife screws-Bag of 100 Course-threaded silver-colored screws	Screw Diameter: .229"; Screw Length: .472"; Screw Head Diameter: .417"
4JGBD	Socket Driver Tool for Jacobsen <sup>®</sup> Greensmower screws	4SJB100

★ It is required that you use JRM screws with all of our bedknives. OEM screws could affect our tolerances and overall bedknife performance.

4JGBD



#### Socket Driver Tool

To complement its quality line of DURANIUM-801<sup>®</sup> Greensmower and Fairway bedknives, JRM, Inc. offers a bedknife screw tool to fit our Toro<sup>®</sup>, Jacobsen<sup>®</sup> and John Deere<sup>®</sup> screws. The Socket Driver Tool is specifically designed to fit the countersink on all JRM DURANIUM-801<sup>®</sup> bedknives. The JRM bedknife screw tools feature a superior design and stronger steel than its OEM Counterparts. The tight tolerances and superior design also eliminates the need for hammering and punching the screw.

## John Deere®

### DURANIUM-801® Greensmower Bedknives

Part Number	JRM Description	Cutting edge height	JRM Recommended Grind Angles Top Face/Front Face	Length	Machines	JRM Screw
4BD250102 (John Deere® #ET17533)	Extended-Cut Standard 13-hole	.135" & above	8° & 90°	22"	JD220A/B/C/SL 22" QA5, JD2443, JD2500	4SDB100
4BD248209 (John Deere® #MT6947)	Super Extended-cut Standard 15-hole	.135" & above	15° & 6°	26"	JD 260 B, C, SL	4SDB100
4BD250103 (John Deere® #ET17534)	Extended-Cut Tournament 13-hole	.115" & above	8° & 90°	22"	JD220A/B/C/SL 22" QA5, JD2443, JD2500	4SDB100
4BD250108 (John Deere® #MT4846)	Extended-Cut Tournament 11-hole	.115" & above	8° & 90°	18.13"	JD180A/B/C/SL WGM 18" QA5	4SDB100
4BD248210 (John Deere® #TCU31428)	Extended-Cut Tournament 13-hole	.115" & above	15° & 6°	26"	JD 260 B, C, SL	4SDB100
4BD250304 (JD® #ET4869/UC19154)	Standard 13-hole Super Tournament	.098" & above	8° & 90°	22"	JD220A/B/C/SL 22" QA5, JD2443, JD2500	4SDB100
4BD250305 (John Deere® #MT6944)	Standard 11-hole Super Tournament	.098" & above	8° & 90°	18.13"	JD180A/B/C/SL WGM 18" QA5	4SDB100
4BD250104 (JD® #ET4869/UC19154)	Extended-Cut Super Tournament 13-hole	.098" & above	8° & 90°	22"	JD220A/B/C/SL 22" QA5, JD2443, JD2500	4SDB100
4BD250105 (John Deere® #MT6944)	Extended-Cut Super Tournament 11-hole	.098" & above	8° & 90°	18.13"	JD180A/B/C/SL WGM 18" QA5	4SDB100
4BD250114 (JD® #ET4869/UC19154)	Super Extended-cut Super Tournament 13-hole	.098" & above	5° & 90°	22"	JD220A/B/C/SL 22" QA5, JD2443, JD2500	4SDB100
4BD250115 (John Deere® #MT6944)	Super Extended-cut Super Tournament 11-hole	.098" & above	5° & 90°	18.13"	JD180A/B/C/SL WGM 18" QA5	4SDB100
4BD250109 (John Deere® #MT7351)	Extended-cut Ultra-cut 13-hole bedknife with Maximum Drag Clearance	.098" & above	8° & 90°	22"	JD220A/B/C/SL 22" QA5, JD2443, JD2500	4SDB100
<b>NEW</b> 4BD250111 (John Deere® #TCU36165)	Super Extended-cut Ultra-cut 13-hole with Maximum Drag Clearance	.098" & above	8° & 90°	22"	JD220A/B/C/SL 22" QA5, JD2443, JD2500	4SDB100
4BD250110 (John Deere® #MT7350)	Extended-cut Ultra-cut 11-hole with Maximum Drag Clearance	.098" & above	5° & 90°	18.13"	JD180A/B/C/SL WGM 18" QA5	4SDB100

### DURANIUM-801® Tee Box, Fringe, Apron & High-cut Bedknives

Part Number	JRM Description	Cutting edge height	JRM Recommended Grind Angles Top Face/Front Face	Length	Machines	JRM Screw
4BD250221 (John Deere® ET17532)	High-cut 13-hole bedknife	.175" & above	8° & 90°	22"	JD220A/B/C/SL 22" QA5, JD2443, JD2500	4SDB100
4BD250222 (John Deere® #TCU25299)	High-cut 11-hole bedknife	.175" & above	8° & 90°	18.13"	JD180A/B/C/SL WGM 18" QA5, JD8000 E-cut	4SDB100

### DURANIUM-801® Fairway Bedknives

Part Number	JRM Description	Cutting edge height	JRM Recommended Grind Angles Top Face/Front Face	Length	Machines	JRM Screw
4BD273206 (John Deere® ET17752)	Standard-cut 10-hole	.360" & above	5° & 6°	26.75"	JD2653, 7200/A, 8900A, QA7	4SDF100
*4BD273201 (John Deere® ET17751)	Standard-cut 9-hole	.360" & above	5° & 6°	22.63"	JD 7700, 8700 22" QA7 8 and 10 blade	4SDF100
4BD273202 (John Deere® ET17767)	High-cut 13-hole	.270" & above	5° & 6°	22.63"	JD 220A, 220B, 2500A, 3215A, 3235A, 3225C, 7500, 8500	4SDB100
4BD273205 (John Deere® ET17767)	Extended-cut 13-hole	.270" & above	5° & 6°	22.63"	JD 220B, 3215A, 3225C, 7500, 8500	4SDB100
*4BD273203 (John Deere® MT1928)	Standard-cut 9-hole	.240" & above	5° & 6°	22.63"	JD 7700, 8700 22" QA7 8 and 10 blade, 3215A, 3235A, 3225C	4SDF100
*4BD273204 (John Deere® MT3983)	Low-cut 9-hole	.180" & above	5° & 6°	22.63"	JD 7700, 8700 22" QA7 8 and 10 blade, 3215A, 3235A, 3225C	4SDF100
4BD248208 (John Deere® MT6946)	Fairway 15-hole	.180" & above	15° & 6°	26"	JD 260 B, C, SL	4SDB100

\* The nuts (4SDN050) fit on the 4BD273201, 4BD273203, 4BD273204, and 4BD273206 fairway bedknives.

### John Deere® Bedknife Screws & Socket Driver Tool

Part Number	JRM Description	Screw Measurements
4SDB100	John Deere® bedknife screws-Bag of 100 Course-threaded gold-colored screws	Screw Diameter: .245"; Screw Length: .500"; Screw Head Diameter: .450"
4DGBD	Socket Driver Tool for John Deere® Greensmower screws	4SDB100
4SDF100	John Deere® bedknife screws-Bag of 100 Course-threaded gold-colored screws	Screw Diameter: .370"; Screw Length: .732"; Screw Head Diameter: .673"
4SDN050	Lock Nuts for John Deere® Bedknife Screws-Bag of 50	Lock Nut Diameter: 1/2"




✦ It is required that you use JRM screws with all of our bedknives. OEM screws could affect our tolerances and overall bedknife performance.

*Quality*

**MATTERS IN EVERY DETAIL  
BECAUSE EVERY CUT**

*Matters*



Durability & Versatility Perfected.

## DILLENNIUM® Graden® Cutting blades



Part Number	JRM Description	Blade Diameter	Blade Thickness	Arbor	Width	Replacement Description
4G031501	1/32" DILLENNIUM® Graden® blade	7 1/2"	1mm	1"	.045"	Graden® GS04 Verti-cut machine
4G060501	1/16" DILLENNIUM® Graden® blade	7 1/2"	2mm	1"	.075"	Graden® Verti-cut machine
4G072501	1/10" DILLENNIUM® Graden® blade	7 1/2"	2.5mm	1"	.100"	Graden® Verti-cut machine
4G125501	1/8" DILLENNIUM® Graden® blade	7 1/2"	3mm	1"	.125"	Graden® Verti-cut machine
4G8046501	1/32" DILLENNIUM® Graden® blade	8 1/4"	1mm	1"	.045"	Graden® GBS 1200, SW04 Swing-Wing Verti-Cutter, CSI Contour Sand Injector Verti-Cutter
4G8079501	1/16" DILLENNIUM® Graden® blade	8 1/4"	2mm	1"	.075"	Graden® GBS 1200, SW04 Swing-wing Verti-cutter, CSI Contour Sand injector Verti-cutter
4G8118501	1/10" DILLENNIUM® Graden® blade	8 1/4"	2.5mm	1"	.100"	Graden® GBS 1200, SW04 Swing-wing Verti-cutter, CSI Contour Sand injector Verti-cutter
4G8125501	1/8" DILLENNIUM® Graden® blade	8 1/4"	3mm	1"	.125"	Graden® GBS 1200, SW04 Swing-wing Verti-cutter, CSI Contour Sand injector Verti-cutter

*A Graden® walk-behind machine requires 15 blades. Also fits Mataway machines and most stick edgers.*




4G8118501



4J041401

4T041101



4R105101



4D041401



## Mataway/Star Cutting Blades

Part Number	JRM Description	Blade Diameter	Arbor	Replacement Description
4R031101	1/32" Mataway Blade	7 1/4"	1"	1/32" Ryan® Mataway Machine
4R062101	1/16" Mataway Blade	7 1/4"	1"	1/16" Ryan® Mataway Machine
4R105101	1/8" Mataway Blade	7 1/4"	1"	1/8" Ryan® Mataway Machine
4T041101	Star Verti-cut blade for Toro®	5"	1.125"	1/32" Toro® Reel Verti-cut blade OEM# 17-1590; 111 required
4T041132	Star Verti-cut blade for Toro®	5"	1.325"	1/32" Toro® GR3320 Triflex Mower Blade OEM# 121-6674
4J041401	Star Verti-cut blade for Jacobsen®	5"	1"	Star blade replacements for Jacobsen® #335449
4D041401	Star Verti-cut blade for John Deere®	5"	1.125"	Star blade replacements for John Deere® #AMT2703

## DILLENNIUM® Vortex Verti® Cutting Blades

Part Number	JRM Description	Blade Diameter	Arbor	Replacement Description
4VD079501	DILLENNIUM® Vortex Verti® blade	5"	1.140"	Hexagonal mount, 2mm for John Deere®
4VD047501	DILLENNIUM® Vortex Verti® blade	5"	1.140"	Hexagonal mount, 1.2mm for John Deere®
4VJ079501	DILLENNIUM® Vortex Verti® blade	5"	1.140"	Square mount, 2mm for Jacobsen®/Ransome®
4VJ047501	DILLENNIUM® Vortex Verti® blade	5"	1.140"	Square mount, 1.2mm for Jacobsen®/Ransome®
4VT079501	DILLENNIUM® Vortex Verti® blade	5"	1.140"	Hexagonal mount, 2mm for Toro®
4VT047501	DILLENNIUM® Vortex Verti® blade	5"	1.140"	Hexagonal mount, 1.2mm for Toro®
4VT047502	DILLENNIUM® Vortex Verti® blade OEM # 117-6824	5"	1.325"	Hexagonal mount, 1.2mm for Toro®



4VD079501



4VJ047501



4VT079501

Part Number	Spacer Size	Number Of Blades Required
John Deere®	1/2"	117
	3/4"	81
	1"	60
TORO®	1/2"	111
	3/4"	78
	1"	60
Jacobsen® & Ransome®	1/2"	111
	3/4"	78
	1"	60

\*This is a partial list of available JRM mower blades. Others are available. Contact the JRM Customer Service Department (888-576-7007) if you cannot find the blade you need.

## JRM Mower Blades

Machines	Part Number	OEM No.	Style	Style	Length	Arbor	Width	Thickness
<b>PROGRESSIVE® MOWER BLADES</b>								
Progressive® SDR-90 (4 for 90" decks, high-lift)	94-122	522364	Standard	OEM	24"	1"	2.50"	.312"
<b>TORO® MOWER BLADES</b>								
Toro® 3500D/3505D/4000D/4500D/4700D	94-052	105-9810/108-9026	Standard	OEM	27"	.500"	2.5"	.250"
	96-741	104-5183	Mulching	G3	27"	.500"	2.5"	.250"
Toro® 4100D (3 for 62" cut/7 for 11" 4000D)	94-045	92-5608	Standard	OEM	21 11/16"	.500"	2.5"	.250"
	96-708	107-0241	Mulching	G3	21 11/16"	.500"	2.5"	.250"
Toro® 455D, 4100D (7 to a set)	94-043	106-7166/86-0010	Standard	OEM	19"	.500"	2.50"	.250"
	96-701	107-0210/107-0215/108-1451	Mulching	G3	19"	.500"	2.50"	.250"
Toro® 4300D	94-075	108-7395	Standard	OEM	22"	1/2"	2.5"	.250"
Toro® Groundsmaster 3280-D3320	94-074	110-0621	Standard	OEM	24 1/2"	1/2"	2.5"	.250"
	94-071	110-0622/110-0624	Mulching	G3	24 1/2"	1/2"	2.5"	.250"
Toro® Groundsmaster 5900/5910	94-079	110-5946	Standard	OEM	20"	1/2"	2.50"	.250"
	96-802	110-5948	Mulching	G3	20"	1/2"	2.5"	.250"
Toro® Groundsmaster 580D (11 for 16" cut)	94-029	69-6920	Standard	OEM	20"	5/8"	2.5"	.250"
Toro® 72" cut Heavy Duty	94-011 (left-hand)	29-5530	Standard	OEM	25"	3/4"	2.5"	.250"
Toro® (60" cut) Turbo Force Deck	94-055	105-7718/108-1114	Standard	OEM	20 1/2"	5/8"	2.5"	.250"
	94-130 (recycler decks)	105-7777	Standard	OEM	20 1/2"	5/8"	2.5"	.250"
	96-319	105-7715/105-7777/105-8777	Mulching	G3	20 1/2"	5/8"	2.5"	.203"
	396-740	105-7715/105-7777/105-8777	Mulching	G6	20 1/2"	5/8"	3"	.250"
<b>John Deere® Mower Blades</b>								
John Deere® 7400, 9009	580820	TCU27876	Mulching	G6	27"	7/8"	3"	.250"
	580823	TCU27401	Standard	OEM	27"	7/8"	2.5"	.250"
John Deere® 8800, 3245 Series	584621	GC0344	Standard	OEM	20.675"	3/8"	2.5"	.250"
	96-811	GC00175	Mulching	G3	20.675"	3/8"	2.5"	.250"
John Deere® 60" cut, High-lift, 7-Iron decks (JD 8800A)	91-078	M128485	Standard	OEM	20 7/8"	7/8"	2.50"	.312"
	792-113	M144196/TCU15881	Standard	OEM	20 7/8"	7/8"	3"	.250"
	396-730	M133381/M163983/TCU18990	Mulching	G6	20 7/8"	7/8"	3"	.250"
John Deere® 1453 72" cut, 7-Iron deck	396-743	EPC201693/M141669	Mulching	G6	25"	7/8"	3"	.250"
	92-114	TCU15882	Standard	OEM	25"	7/8"	3"	.250"
John Deere® 1600 Wide-area mower (3 for 62" cut)	596-722	M144297/M144935	Mulching	G5	21 7/8"	7/8"	3"	.203"
	92-120	TCU51118	Standard	OEM	21 7/8"	7/8"	2.5"	.312"
John Deere® 54" cut, 7-iron deck, Z Track, signature series	91-138	M134305/M136195/TCU30316	Standard	OEM	19"	7/8"	2.5"	.250"
	792-118	M144652/M164016/TCU30317	Standard	OEM	19"	7/8"	3"	.250"
	396-769	M135334	Mulching	G3	19"	7/8"	3"	.250"
<b>Jacobsen® Mower Blades</b>								
Jacobsen® AR-5/522	91-591	4137186	Standard	OEM	22 5/16"	1/2"	2.5"	.250"
Jacobsen® Bobcat (1-hole) 3 for 72" cut	93-025	112111-04	Standard	OEM	25"	5/8"	2.5"	.250"
	396-731	42139B/P848/7046625	Mulching	G6	25"	5/8"	3"	.250"
Jacobsen® HR511	91-364 (Right-hand cut, 3 per deck)	JT391040	Standard	OEM	23"	1/2"	2.5"	.250"
	91-363 (Left-hand cut, 4 per deck)	JT391039	Standard	OEM	23"	1/2"	2.5"	.250"
	96-696 (Left-hand cut, 4 per deck)	JT391039	Mulching	G3	23"	1/2"	2.5"	.250"
	96-795 (Right-hand cut, 3 per deck)	4186852	Mulching	G3	23"	1/2"	2.5"	.250"
<b>LASTEC® MOWER BLADES</b>								
LASTEC® 61" cut 2261, 2661, 2861, 2961, and EF 100 Series	793-008	42180B/3021538	Standard	OEM	21"	5/8"	2.5"	.250"
	91-308	P246	Mulching	OEM	21"	5/8"	2.5"	.203"
	96-347	063265/P322	Mulching	G3	21"	5/8"	2.5"	.203"
	396-727	063265/P322	Mulching	G6	21"	5/8"	3"	.250"
LASTEC® 72" cut	91-609	5102227S	Standard	OEM	25"	5/8"	2.5"	.250"



96-741



**Wide variety of other products also available**

*Authorized Dealer of all Oregon® Available Parts.*

• **Chainsaw Blades and Accessories**

• **Replacement Tires & Wheels**

• **Trimmer Lines**

• **Edger Blades**

• **Starters**

• **Huge selections available. Please contact JRM Customer Service (888-576-7007), for any replacement part needs, that may be available through Oregon®.**




**OREGON®**

**“We consistently deliver on our commitment to quality through our established manufacturing standards for 26 different characteristics.”**

- David Parrish, General Manager  
Blount Kansas City – Blade Manufacturing Facility

**OREGON® Certified Lawn Mower Blades**



**OREGON® MOWER BLADES STYLE DIFFERENCES**

**OEM:** Equivalent copy of OEM blade

**G3:** Gator blades feature superior side discharge & bagging and superior mulching

**G5:** same as G3 plus extended cutting length and infused carbide cutting surface

**G6:** same as G5 plus thicker & wider for superior longevity.

This is a partial list. More blades are available from the Oregon® catalog. Contact your salesman or the JRM Customer Service Department (888-576-7007) for other blades and pricing.

**MOWER BLADES**

Offering:

- ✓ Superior Mulching
- ✓ Superior Bagging
- ✓ Superior Side Discharge
- ✓ A longer-lasting cutting edge compared to the OEMs on the market

# **GOLFCO**® INTERNATIONAL

*Experience The Competition  
Roller Difference*

**Consistent After Cut Appearance  
Heavy-Duty Polyurethane  
Rollers For All Equipment**

**Kinder on Turf  
Common Bearing Kit  
Custom Roller Packages**

## **COMPETITION™ ROLLERS**

# WHY GOLFCO®?


- Competition rollers designed to fit: Toro®, Jacobsen®, John Deere®, Ransomes®, Ventrac®, Baroness®, True-Turf® Greens Rolling machines, Dennis®, SISIS and much more.
- Over 90% of orders ship the same day.
- Polyurethane—More durable than steel—Non-marring and extremely abrasion resistant. Prevents debris accumulation.
- Many GOLFCO® International roller options—full-length bodies, twin-short bodies, sectional four bodies, non-stripping and non-shadowing options.
- Shock absorbing—less fatigue on operator.
- Universal overhaul bearing kits—easy and fast to rebuild.
- Grooved and smooth rollers promote consistent cut appearance.
- Will not cause damage to cart paths; vice-versa.
- Quiet operation—reduces mower noise.
- Lasting durability from quality components.
- Minimizes turf temperature stress.
- Lowest heat/cold conductivity from urethane body.
- Reduces transmigration of harmful bacteria/fungi.
- Trusted by top championship golf courses.



**COMPETITION ROLLERS  
MAKE THE DIFFERENCE**

# Quality Parts Meet Quality Care

JRM, Inc. makes the highest quality DURANIUM-801® bedknives and INFINITY® DURANIUM-24 reels. JRM has several products to complement these lines and keep the bedknives and reels sharper, longer.



## VULCAN GRINDING WHEELZ

- The Cubic Boron Nitride grinding surface is the second hardest abrasive next to diamond. Perfectly suited for harder steels like bedknives.
- The CBN surface is known for its cool grinding characteristics eliminating any possible thermal damage.
- Vulcan Grinding Wheelz can cut an individual's grind time in half.



## JRM DEBURRING STONE

- Hand stone designed to remove the burrs, high spots and dings from the bedbar and bedknife mating surfaces.
- A true bedbar equals less pre-grind work and backlapping on bedknives.



## JRM REEL SHARP

- JRM Reel Sharp lapping compound is made with a virgin silicon carbide grit and pharmaceutical grade water soluble polymer known for maintaining its mixture.
- JRM offers 6 grits. The lower grit numbers (50, 80, 100) are designed for fairways, rough and tee box applications. The higher grits numbers (120, 180, 220) are used for greens.

## JRM Cutting Edge Papers

- The papers are the perfect weight to test the sharpness of greensmower and fairway reels and bedknives.
- Recommendation: use one single strip to test the sharpness for greensmower setups; and fold the strip in two to double the paper thickness for fairway setups.



## Reel Sharp Lapping Compound

Reel Sharp Lapping Compound is an internationally renowned premium lapping compound. It is pre-mixed and non-toxic.

The lower the grit content the coarser it will be. For example, Reel Sharp 80 can be used for thicker bedknives and heavier reels to remove surface unevenness. Once that surface is removed, you can use a finer grit (120, 180) to get the desired smoothness based on the material's thickness and make up.

### Recommended grit per application:

**Rough units**—that are primarily ground driven and height of cut ranges from 1.25" to 2.25".

- Start with a 50 or 80 grit compound and lap until even.
- Repeat process for reels finishing with a 120 grit for smoothness

### Tees and Fairways units:

- Start by using an 80 or 120-grit compound, then follow up with a 180-grit compound to finish.
- Routine back lapping of these units is done every 2-3 weeks using 180 grit to maintain a sharp edge

### Greens units:

- Recommended to start with a 120-grit compound and finish with a 180 or 220-grit compound.
- Greens reels are typically lapped weekly to maintain a sharp cutting edge throughout the season.
- Courses that top dress regularly—a grit like 180 is recommended. A 220-grit is recommended for courses looking to polish up a knife for over the weekend use.
- Courses cutting below .110 during the busy season, 220-grit is recommended to maintain a sharp edge to avoid wearing out the thinner bedknives required for the lower heights of cut.

Part Number	JRM Description	Size
Reel-Sharp-50	50-grit premium lapping compound	30 lb. pail
Reel-Sharp-80	80-grit premium lapping compound	30 lb. pail
Reel-Sharp-100	100-grit premium lapping compound	30 lb. pail
Reel-Sharp-120	120-grit premium lapping compound	30 lb. pail
Reel-Sharp-180	180-grit premium lapping compound	30 lb. pail
Reel-Sharp-220	220-grit premium lapping compound	30 lb. pail



## JRM Vulcan Grinding Wheelz

Part Number	JRM Description	Diameter	Depth	Arbor	Machines
9GW600125	JRM Vulcan Grinding Wheel Parallel, Dressing stick included	6"	1/2"	1 1/4"	Fits Foley, Peerless & Neary machines
9GW600135	JRM Vulcan Grinding Wheel Parallel, Dressing stick included	6"	1"	35mm	Fits Bernhard Anglemaster 4000/4000DX
9GW600162	JRM Vulcan Grinding Wheel Parallel, Dressing stick included	6"	1"	5/8"	Fits Foley machines
9GW600235	JRM Vulcan Grinding Wheel Parallel, Dressing stick included	6"	2"	35mm	Fits Bernhard Anglemaster 3000/4000/4000DX
9GW500035	JRM Vulcan Grinding Wheel Taper, Dressing stick included	5"	1 1/2"	35mm	Fits Bernhard Anglemaster 1000/2000
9GW500750	JRM Vulcan Grinding Wheel Taper, Dressing stick included	5"	1 1/2"	3/4"	Fits Bernhard Anglemaster 1000/2000
9GW211111	Full-size dressing stick for Vulcan Grinding Wheelz	--	--	--	--



9GW600135

**NOTE:** Please make sure you verify the depth on your grinding stones. The Bernhard Anglemaster 4000/4000DX can take a deeper stone. The 9GW600135 has a 1" depth, and the 9GW600235 has a 2" depth.


## JRM Bedknife and Bedbar Deburring Stone

Part Number	Description	Diameter	Thickness
4BSTONE	2-sided deburring stone--thick rough/smooth finish side	4"	1.5"



## JRM Cutting Edge Paper

Part Number	Description	Size
5CP250101	Pack of 5 Cutting Edge Papers	250 sheets



There are two critical measurements necessary to selecting the correct tine:  
**total length** and **mounting diameter**.

**Total Length** is important, if you choose a tine that is too long you can cause a very big problem, plowing.

If the **mounting diameter** is incorrect, the tine will simply not fit in the machine's mounting bracket.

The **OD (outside diameter)** on a Deep Tine is, by tradition, the outside diameter of the original production stock (tubular steel). On Conventional Tines, the OD is considered the measurement at the tapered end. These two measurements will vary since all tines must have a taper in order to pull a core.

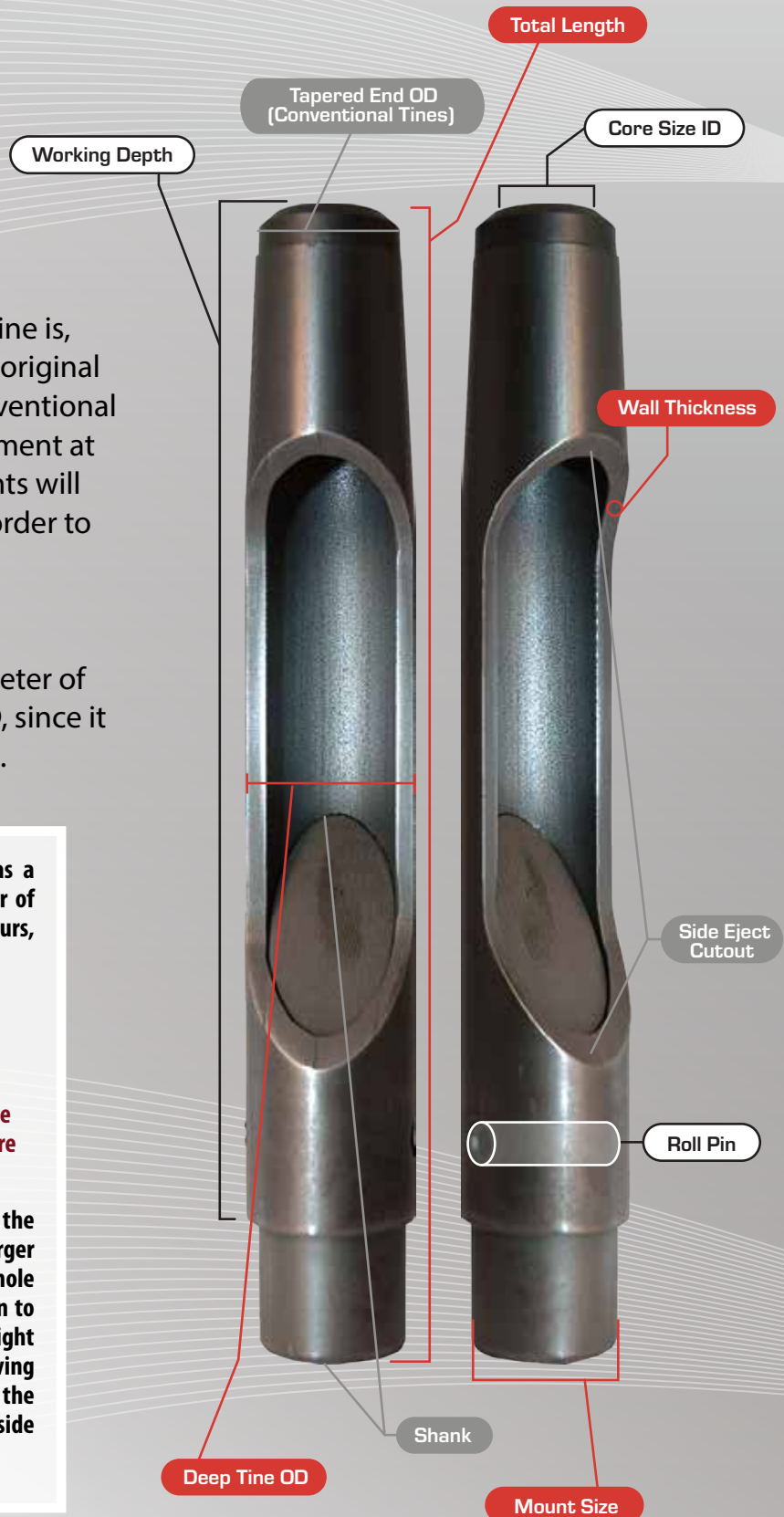
The **ID (inside diameter)** is the cutting measurement that will result in the diameter of each core. Carefully consider the tine's ID, since it will determine the diameter of each core.

At JRM, we are aware that every manufacturer has a different method of measuring the outside diameter of its product. We just want to clarify how we measure ours, especially with our tapered ODs for our quad line.

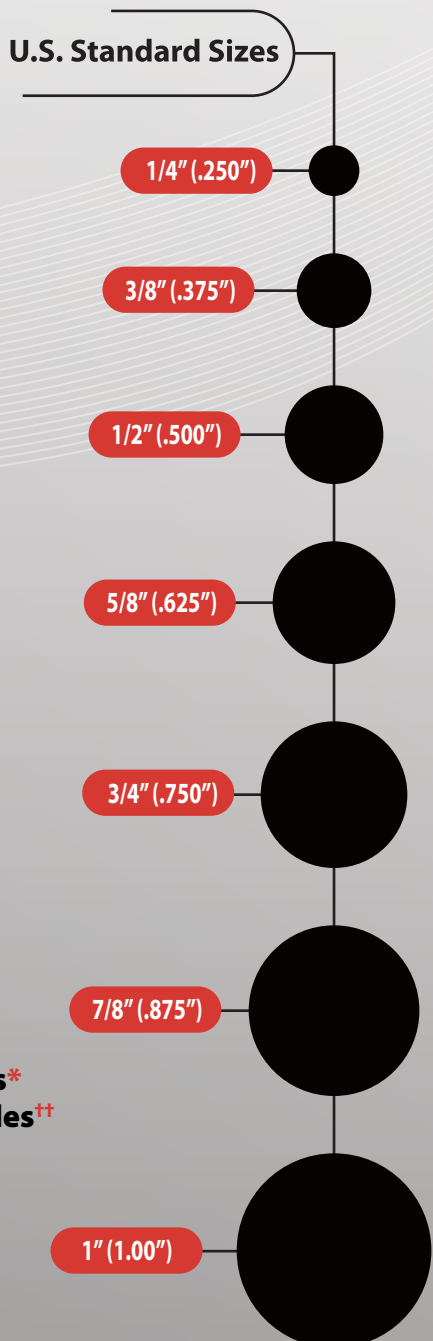
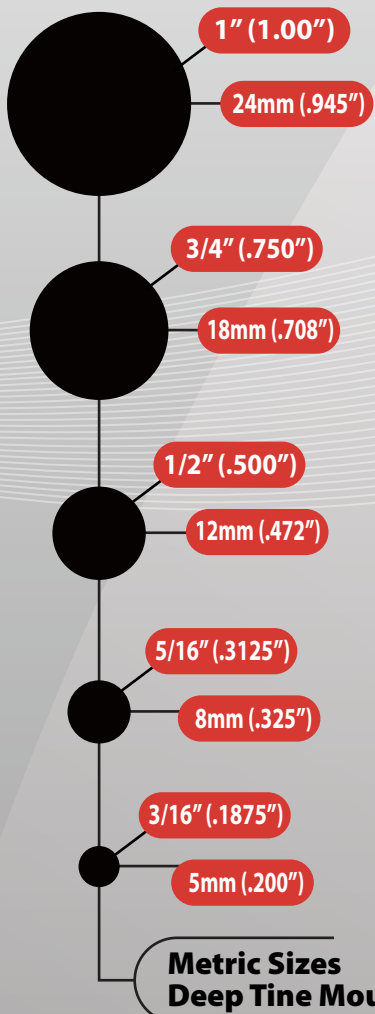
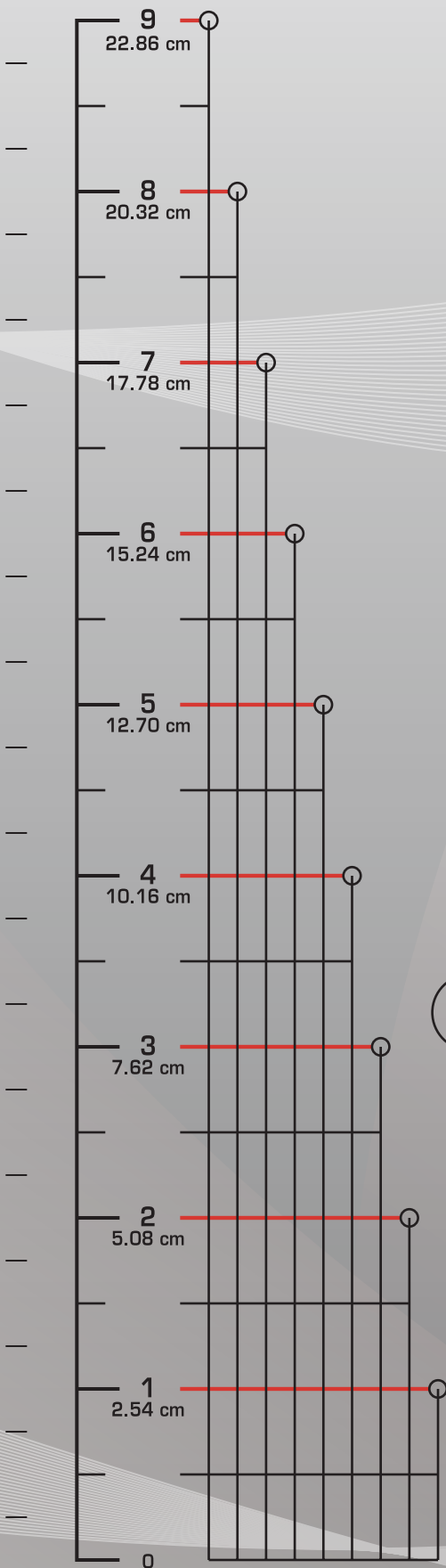


↑ Measure  
O.D. Here

We determine our OD based on the initial entry of the tine into the soil. Although the OD of the tine is larger toward the mount, and that width may make the hole larger initially, the hole will always shrink back down to the size of initial entry. We measure our OD at the tip right after we cut the stock for the part. It may seem deceiving by looking at the part with the naked eye, but this is the way we've determined to get the most accurate outside diameter measurement.

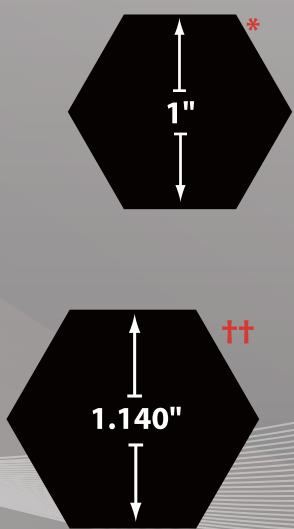


# TINE & BLADE MEASUREMENT

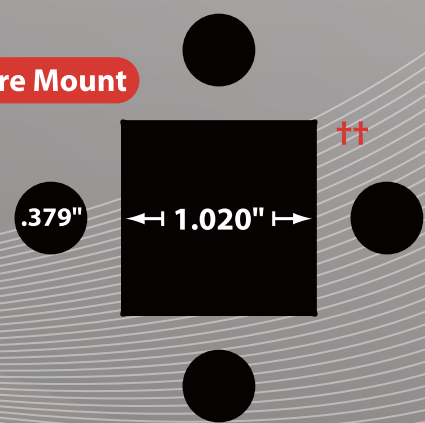


**Graden® & Ryan® Mataway blades\*  
DILLENNIUM® Vortex VERTI® blades††**

**Hex Mounts**



**Square Mount**



# THE *Line* LINE UP

## INFINITY® DILLENNIUM® Carbide Tips + Hardened Tines



1DS625581



1QT375581



1DS625585

## INFINITY® Premium Hardened Tines



1DS625181



1QT375181



1QT625185

## DILLENNIUM® Carbide Tips



1DS625501



1QT375511



1QTS625505


## Premium High Quality - High Alloy Steel



1DS625101



1QT375111



1DS625105





JRM offers a wide variety of conventional coring tines to adhere to all of your aeration needs. JRM standard coring tines are made to fit John Deere®, Toro®, and Ryan® aeration machines.

## INFINITY® DILLENNIUM® Tines

- INFINITY® DILLENNIUM® is the highest alloy, highest-carbon steel on the market.
- INFINITY® steel can be heat treated up to 30% harder compared to standard coring tine steel for increased longevity.
- INFINITY® steel protects the body underneath the tip and the inside taper of the tine to pull cores longer.
- DILLENNIUM® is JRM's extra-strength composition of carbide on its tips.
- Longevity: up to 36 holes and more on USGA spec greens
- Consistent hole depth and length from holes 1 to 18.

## INFINITY® Premium Tines

- Same design as the INFINITY® DILLENNIUM® tines without the DILLENNIUM® tip.
- INFINITY® steel can be heat treated up to 30% harder compared to standard coring tine steel for increased longevity.
- INFINITY® steel protects the body underneath the tip and the inside taper of the tine to pull cores longer.
- Longevity: up to 18 holes and more on USGA spec greens

## DILLENNIUM® Tines

- DILLENNIUM® is JRM's extra-strength composition of carbide on its tips.
- DILLENNIUM® tip combined with standard 4140 steel.
- Tine will continue to pull cores until the body underneath the tip wears out.
- Longevity: up to 18 holes and more on USGA spec greens.
- Consistent hole depth and length from holes 1 to 18.

## Premium Tines

- Made from standard 4140 steel with no tip.
- Longevity: 9-12 holes on USGA spec greens.
- Will lose length and diameter throughout aerification.

When deciding whether to purchase a DILLENNIUM® tine or a Premium tine one should consider the soil quality/makeup. Since a DILLENNIUM® tine will outlast a Premium tine by a factor of three or four, the choice should be clear. However, if you are likely to encounter excessive rocks or other foreign material you may wish to consider a Premium tine. A Premium tine simply offers less financial loss if a tine breaks but less overall value.

**See [jrmonline.com](http://jrmonline.com) for pricing**

# DILLENNIUM® IMPERIAL TIP® INFINITY® Tines.



- The unique design of the IMPERIAL TIP® is manufactured to stay sharp and leave a cleaner hole while pulling more material throughout your aerification.
- The INFINITY® Steel provides the durability. The steel can be heat treated up to 30% harder without getting brittle compared to standard coring tine steel.
- The Emperor Tines™ (1S157586/1S202580) are designed to remove the top layer of thatch and improve water filtration and can aerate in excess of 18 holes when following the correct specifications.
- The Emperor Tines™ depth should be 1 to 1½" max., and the recommended machine spacing speed is 3.0. Follow these guidelines for maximum longevity.
- The 1QT256583 IMPERIAL TIP® standard quad is a sturdy 5" standard quad option getting great results in the field. There are no depth and speed regulations with this tine.



## JRM INFINITY<sup>®</sup> Emperor Tines<sup>™</sup>

The Emperor Tine<sup>™</sup> line is now four strong featuring two INFINITY<sup>®</sup> Premium Emperors and two DILLENNIUM<sup>®</sup> IMPERIAL TIP<sup>®</sup> Emperor tines.

### Emperor Tine<sup>™</sup> use specifications:

- Designed to remove the top layer of thatch and improve water filtration
- Maximum depth is 1 to 1 1/2". If using a Toro<sup>®</sup> ProCore 648, typically setting C or D
- Set Machine speed on the Toro<sup>®</sup> Procore 648 at 2.5 or 3.0. When set at 3.0, the tines enter the turf every 3 inches.
- The small plugs can be easily blown off with a backpack blower, then a quick roll, and the greens are back in playable condition.




## JRM INFINITY<sup>®</sup> Emperor Tines<sup>™</sup>

Part Number	JRM Description	Length	Mount Diameter	I.D.	Tapered O.D.	Wall
1S157180	Micro INFINITY <sup>®</sup> Emperor Tine <sup>™</sup> side-eject	4.45"	3/8"	.173"	.287"	.040"
1S157586	Micro INFINITY <sup>®</sup> DILLENNIUM <sup>®</sup> IMPERIAL TIP <sup>®</sup> Emperor Tine <sup>™</sup> side-eject	4.45"	3/8"	.173"	.287"	.040"
1S202180	INFINITY <sup>®</sup> Emperor Tine <sup>™</sup> side-eject	4.45"	3/8"	.202"	.315"	.040"
1S202580	DILLENNIUM <sup>®</sup> IMPERIAL TIP <sup>®</sup> INFINITY <sup>®</sup> Emperor Tine <sup>™</sup>	4.45"	3/8"	.202"	.315"	.040"

**Other IMPERIAL TIP<sup>®</sup> Tines**—JRM has added a 1/4" Standard Quad and several 1/2" Magnum Quad and 1/2" Conventional Coring Tine options with the IMPERIAL TIP<sup>®</sup>. There are no depth or machine speed restrictions with these tines.

1QT256583



1S157586



1S202580



## JRM INFINITY<sup>®</sup> IMPERIAL TIP<sup>®</sup> Tines

Part Number	Description	Length	Mount Diameter	I.D.	Tapered O.D.	Wall
1QT256583	DILLENNIUM <sup>®</sup> IMPERIAL TIP <sup>®</sup> INFINITY <sup>®</sup> Standard Quad Tine side-eject	5.125"	3/8"	.250"	.385"	.065"
1TS506501	DILLENNIUM <sup>®</sup> IMPERIAL TIP <sup>®</sup> Conventional Coring tine side-eject	5"	3/4"	.400"	.580"	.072"
1DS506501	DILLENNIUM <sup>®</sup> IMPERIAL TIP <sup>®</sup> Conventional Coring tine side-eject	5.75"	3/4"	.400"	.580"	.072"
1QT506501	DILLENNIUM <sup>®</sup> IMPERIAL TIP <sup>®</sup> Magnum Quad <sup>™</sup> Tine side-eject	4.625"	3/8"	.400"	.580"	.072"
1QT506503	DILLENNIUM <sup>®</sup> IMPERIAL TIP <sup>®</sup> Magnum Quad Tine <sup>™</sup> side-eject	5.625"	3/8"	.400"	.580"	.072"
1QT506583	DILLENNIUM <sup>®</sup> IMPERIAL TIP <sup>®</sup> INFINITY <sup>®</sup> Magnum Quad <sup>™</sup> Tine side-eject	5.625"	3/8"	.400"	.580"	.072"



1QT506583



1QT506501

**1908 Turf** @1908Turf · Jun 10 ...  
 Busy and productive week for our team. Last core aeration on greens before the summer; 10 tines per block (5- 1/2" coring; 5- 1/4" solid) and 3" depth. Have to give a big 🙌 to @JRMturfProducts new Imperial Tip Infinity Dilennium tines. Now all we need is some ☁️!



**Matt Schnettler** @DowsPlayGound · Jun 21 ...  
 Just wanted to share this, so far after 27 tees (top dressed first) these JRM tines still have a point. Unbelievable, I would have had to change toros out 3 times by now.  
 #Sold! @JRMturfProducts



**Kevin Miele** @kevinmiele · Apr 3 ...  
 Hardly any wear after 19 greens. Will save them for the fall.  
 @JRMturfProducts @Rule13\_1 @AtlanticGandT



**54 HOLES AND STILL GOING STRONG**  
 Jeremy Feister, Magnolia Green CC

JRM TINES PULL A BETTER CORE, MORE MATERIAL & LAST LONGER			
Tine Diameter	Spacing (inches)	# Holes per Sq Ft	% Surface area
1/4"	1x1	144	4.91%
1/4"	1x2	72	2.45%
1/4"	2x2	36	1.23%
3/8"	1x1	144	11.04%
3/8"	1x2	72	5.52%
3/8"	2x2	36	2.76%
1/2"	1x1	144	19.63%
1/2"	1x2	72	9.82%
1/2"	2x2	36	4.91%
5/8"	1x1	144	30.68%
5/8"	1x2	72	15.34%
5/8"	2x2	36	7.67%

## JRM Conventional & Quad Tines

Conventional, Standard Quads, Super Quads and other tines are designed for use on greens.  
Warranty void for use on Tee Box or Fairways.

# Easy as 1,2,3

### 1. Find Required Mount Diameter

- 3/8" Mount Diameter - page 28
- 1/2" Mount Diameter - page 29
- 3/4" Mount Diameter - page 30
- 7/8" Mount Diameter - page 29
- Conventional Solid Tine - page 31

### 2. Find Your Length Preference

- JRM Tines are measured tip to tip
- Working Depth is generally 1" less than total length of the tine
- Inside Diameter (core) Outside Diameter (hole)

### 3. Choose Your Desired Tine Type

- DILLENNIUM®
- INFINITY®
- Premium
- Top-eject
- Side-eject
- Solid

**SEE JRMONLINE.COM FOR PRICING**



Part Number	JRM Description	Length	Mount Dia.	I.D.	Tapered O.D.	Wall
1QT250101	1/4" Premium Standard Quad Tine (with Toro® Shank)	3.5"	3/8"	.250"	.385"	.065"
1QT250501	1/4" DILLENNIUM® Standard Quad Tine (with Toro® Shank)	3.625"	3/8"	.250"	.370"	.065"
1QT250105	1/4" Premium Standard Quad Tine (with Toro® Shank)	4.5"	3/8"	.250"	.385"	.065"
1QT250505	1/4" DILLENNIUM® Standard Quad Tine (with Toro® Shank)	4.625"	3/8"	.250"	.370"	.065"
1Q250105	1/4" Premium Standard Quad Tine	4.5"	3/8"	.250"	.385"	.065"
1Q250505	1/4" DILLENNIUM® Standard Quad Tine	4.625"	3/8"	.250"	.370"	.065"
1QT250103	1/4" Premium Standard Quad Tine (with Toro® Shank)	5"	3/8"	.250"	.385"	.065"
1QT250503	1/4" DILLENNIUM® Standard Quad Tine (with Toro® Shank)	5.125"	3/8"	.250"	.370"	.065"
1QT250183	1/4" INFINITY® Premium Standard Quad Tine (with Toro® Shank)	5"	3/8"	.250"	.385"	.065"
1QT250583	1/4" INFINITY® DILLENNIUM® Standard Quad Tine (with Toro® Shank)	5.125"	3/8"	.250"	.370"	.065"
1QT256583	1/4" INFINITY® DILLENNIUM® Imperial® Tip Standard Quad Tine (with Toro® Shank)	5.125"	3/8"	.250"	.370"	.065"
1Q250103	1/4" Premium Standard Quad Tine	5"	3/8"	.250"	.385"	.065"
1Q250503	1/4" DILLENNIUM® Standard Quad Tine	5.125"	3/8"	.250"	.370"	.065"
1QT250109	1/4" Premium Standard Quad Tine (with Toro® Shank)	6"	3/8"	.250"	.385"	.065"
1QT250509	1/4" DILLENNIUM® Standard Quad Tine (with Toro® Shank)	6.125"	3/8"	.250"	.370"	.065"
1QT375100	3/8" Premium Super Quad Tine (with Toro® Shank)	3.5"	3/8"	.335"	.485"	.072"
1QT375500	3/8" DILLENNIUM® Super Quad Tine (with Toro® Shank)	3.625"	3/8"	.325"	.500"	.072"
1QT375105	3/8" Premium Super Quad Tine (with Toro® Shank)	4.5"	3/8"	.335"	.485"	.072"
1QT375505	3/8" DILLENNIUM® Super Quad Tine (with Toro® Shank)	4.625"	3/8"	.325"	.500"	.072"
1Q375105	3/8" Premium Super Quad Tine	4.5"	3/8"	.335"	.485"	.072"
1Q375505	3/8" DILLENNIUM® Quad Tine	4.625"	3/8"	.325"	.500"	.072"
1Q375585	3/8" INFINITY® DILLENNIUM® Super Quad Tine	4.625"	3/8"	.325"	.500"	.072"
1QT375111	3/8" Premium Super Quad Tine (with Toro® Shank)	5"	3/8"	.335"	.485"	.072"
1QT375511	3/8" DILLENNIUM® Super Quad Tine (with Toro® Shank)	5.125"	3/8"	.325"	.500"	.072"
1QT375181	3/8" INFINITY® Premium Super Quad Tine	5"	3/8"	.335"	.485"	.072"
1QT375581	3/8" INFINITY® DILLENNIUM® Super Quad Tine (with Toro® Shank)	5.125"	3/8"	.325"	.500"	.072"
1Q375111	3/8" Premium Super Quad Tine	5"	3/8"	.335"	.485"	.072"
1Q375511	3/8" DILLENNIUM® Super Quad Tine	5.125"	3/8"	.325"	.500"	.072"
1QT375113	3/8" Premium Super Quad Tine (with Toro® Shank)	6"	3/8"	.335"	.485"	.072"
1QT375513	3/8" DILLENNIUM® Super Quad Tine (with Toro® Shank)	6.125"	3/8"	.325"	.500"	.072"
1QT500101	1/2" Premium Magnum Quad™ Tine (with Toro® Shank)	4.5"	3/8"	.400"	.550"	.072"
1QT500501	1/2" DILLENNIUM® Magnum Quad™ Tine (with Toro® Shank)	4.625"	3/8"	.400"	.580"	.072"
1QT506501	1/2" Imperial® DILLENNIUM® Magnum Quad™ Tine (with Toro® Shank)	4.625"	3/8"	.400"	.580"	.072"
1Q500101	1/2" Premium Magnum Quad™ Tine	4.5"	3/8"	.400"	.550"	.072"
1Q500501	1/2" DILLENNIUM® Magnum Quad™ Tine	4.625"	3/8"	.400"	.580"	.072"
1QT500103	1/2" Premium Magnum Quad™ Tine (with Toro® Shank)	5.5"	3/8"	.400"	.550"	.072"
1QT500503	1/2" DILLENNIUM® Magnum Quad™ Tine (with Toro® Shank)	5.625"	3/8"	.400"	.580"	.072"
1QT506503	1/2" Imperial® DILLENNIUM® Magnum Quad™ Tine (with Toro® Shank)	5.625"	3/8"	.400"	.580"	.072"
1QT500183	1/2" INFINITY® Premium Magnum Quad™ Tine (with Toro® Shank)	5.5"	3/8"	.400"	.550"	.072"
1QT500583	1/2" INFINITY® DILLENNIUM® Magnum Quad™ Tine (with Toro® Shank)	5.625"	3/8"	.400"	.580"	.072"
1QT506583	1/2" INFINITY® Imperial® DILLENNIUM® Magnum Quad™ Tine (with Toro® Shank)	5.625"	3/8"	.400"	.580"	.072"
1Q500103	1/2" Premium Magnum Quad™ Tine	5.5"	3/8"	.400"	.550"	.072"
1Q500503	1/2" DILLENNIUM® Magnum Quad™ Tine	5.625"	3/8"	.400"	.580"	.072"
1QT500112	1/2" Premium Quad Tine (with Toro® Shank)	6.5"	3/8"	.400"	.550"	.072"
1QT500512	1/2" DILLENNIUM® Quad Tine (with Toro® Shank)	6.625"	3/8"	.400"	.580"	.072"
1QT575103	Premium Magnum Quad™ Plus Tine (with Toro® Shank)	4.5"	3/8"	.470"	.605"	.063"
1QT575503	DILLENNIUM® Magnum Quad Plus™ Tine (with Toro® Shank)	4.625"	3/8"	.465"	.600"	.063"
1QT575108	Premium Magnum Quad™ Plus Tine (with Toro® Shank)	5.30"	3/8"	.470"	.605"	.063"
1QT575508	DILLENNIUM® Magnum Quad Plus™ Tine (with Toro® Shank)	5.45"	3/8"	.465"	.600"	.063"
1QT575104	Premium Magnum Quad™ Plus Tine (with Toro® Shank)	6"	3/8"	.470"	.605"	.063"
1QT575504	DILLENNIUM® Magnum Quad Plus™ Tine (with Toro® Shank)	6.125"	3/8"	.465"	.600"	.063"
1QT625103	5/8" Premium Magnum Quad™ Plus Tine (with Toro® Shank)	4.5"	3/8"	.500"	.630"	.063"
1QT625503	5/8" DILLENNIUM® Magnum Quad™ Plus Tine (with Toro® Shank)	4.625"	3/8"	.510"	.665"	.063"
1QT625104	5/8" Premium Magnum Quad Plus™ Tine (with Toro® Shank)	5.5"	3/8"	.500"	.630"	.063"
1QT625504	5/8" DILLENNIUM® Magnum Quad Plus™ Tine (with Toro® Shank)	5.625"	3/8"	.510"	.665"	.063"
1QT625184	5/8" INFINITY® Premium Magnum Quad Plus Tine (with Toro® Shank)	5.5"	3/8"	.500"	.630"	.063"
1QT625584	5/8" INFINITY® DILLENNIUM® Magnum Quad Plus Tine (with Toro® Shank)	5.625"	3/8"	.510"	.665"	.063"
1QT625105	5/8" Premium Magnum Quad™ Plus Tine (with Toro® Shank)	6"	3/8"	.500"	.630"	.063"
1QT625505	5/8" DILLENNIUM® Magnum Quad Plus™ Tine (with Toro® Shank)	6.125"	3/8"	.510"	.665"	.063"
1QT625185	5/8" INFINITY® Premium Magnum Quad Plus™ Tine (with Toro® Shank)	6"	3/8"	.500"	.630"	.063"
1QT625585	5/8" INFINITY® DILLENNIUM® Magnum Quad Plus™ Tine (with Toro® Shank)	6.125"	3/8"	.510"	.665"	.063"

Tines were designed for use on Greens. Warranty void for use on Tee Boxes and Fairways.  
All "QT" parts have a shortened shank designed for the Toro® Procore® series 648 aerifier.

# QUICK REFERENCE 1/2" QUADS AND 7/8" MOUNT CONVENTIONAL CORING & ECONOMY TINES

## 1/2" Mount Quad Tines



Part Number	JRM Description	Length	Mount Diameter	I.D.	O.D.	Wall
1Q250106	1/4" Premium Standard Quad Tine	4.5"	1/2"	.250"	.385"	.065"
1Q375102	3/8" Premium Super Quad Tine	4.5"	1/2"	.335"	.485"	.072"
1Q500102	1/2" Premium Magnum Quad™ Tine	4.5"	1/2"	.400"	.550"	.072"
1Q500502	1/2" DILLENNIUM® Magnum Quad™ Tine	4.625"	1/2"	.400"	.580"	.072"
1Q575107	Premium Magnum Quad™ Plus Tine	5"	1/2"	.470"	.605"	.063"
1Q575507	DILLENNIUM® Magnum Quad™ Plus Tine	5"	1/2"	.465"	.610"	.063"

Tines were designed for use on Greens.  
Warranty void for use on Tee Boxes and Fairways.

## 7/8" Mount Conventional & Economy Tines

Part Number	JRM Description	Length	Mount Diameter	I.D.	O.D.	Wall
1T750501	3/4" DILLENNIUM® top-eject	5.25"	7/8"	.535"	.760"	.095"
1TS750501	3/4" DILLENNIUM® side-eject	5.25"	7/8"	.535"	.760"	.095"
1D750101	3/4" Premium top-eject	6"	7/8"	.570"	.765"	.095"
1DS750101	3/4" Premium side-eject	6"	7/8"	.570"	.765"	.095"
1DS750501	3/4" DILLENNIUM® side-eject	6.25"	7/8"	.535"	.760"	.095"
1ES875102	7/8" JRM Economy Rolled Tine side-eject	5.5"	7/8"	.620"	.900"	.134"

Warranty void for use on Tee Boxes and Fairways.

### JRM Economy Tines

The JRM Economy tines are an improved, straight-carbon steel with an excellent cost-to-performance ratio. Our walls are thicker than most OEMs at this price level. The added thickness and better metal provides an excellent value.



1E500104



1ES875102

### JRM Economy Tines

Part Number	JRM Description	Length	Mount Diameter	I.D.	O.D.	Wall
1E375101	3/8" JRM Economy Top-eject Tine	4.5"	3/4"	.350"	.465"	.055"
1E500104 (JD #TCU17450)	1/2" JRM Economy Top-eject Tine	6"	3/4"	.445"	.560"	.055"
1E625104 (JD #TCU17451)	5/8" JRM Economy Top-eject Tine	6"	3/4"	.545"	.665"	.055"
1ES750101	3/4" JRM Economy Side-eject Rolled Tine	5.5"	3/4"	.620"	.900"	.134"
1ES875102	7/8" JRM Economy Side-eject Rolled Tine	5.5"	7/8"	.620"	.900"	.134"

# QUICK REFERENCE 3/4" MOUNT CONVENTIONAL CORING TINES

## Replacement parts for Toro® & John Deere®



Part Number	JRM Description	Length	Mount Dia.	I.D.	Tapered O.D.	Wall
1E375101	3/8" Economy top-eject	4.5"	3/4"	.350"	.465"	.055"
1Q375104	3/8" Premium Quad Tine	4.5"	3/4"	.335"	.485"	.072"
1TS375501	3/8" DILLENNIUM® side-eject	5"	3/4"	.270"	.425"	.072"
1TS375581	3/8" INFINITY® DILLENNIUM® side-eject	5"	3/4"	.270"	.425"	.072"
1DS375101	3/8" Premium side-eject	5.5"	3/4"	.285"	.450"	.072"
1DS375501	3/8" DILLENNIUM® side-eject	5.75"	3/4"	.270"	.425"	.072"
1TS500501	1/2" DILLENNIUM® side-eject	5"	3/4"	.400"	.580"	.072"
1TS506501	1/2" Imperial® DILLENNIUM® side-eject	5"	3/4"	.400"	.580"	.072"
1D500101	1/2" Premium top-eject	5.5"	3/4"	.400"	.570"	.072"
1D500501	1/2" DILLENNIUM® top-eject	5.75"	3/4"	.400"	.580"	.072"
1DS500101	1/2" Premium side-eject	5.5"	3/4"	.400"	.570"	.072"
1DS500501	1/2" DILLENNIUM® side-eject	5.75"	3/4"	.400"	.580"	.072"
1DS506501	1/2" Imperial® DILLENNIUM® side-eject	5.75"	3/4"	.400"	.580"	.072"
1Q500111	1/2" Premium Magnum Quad™ Tine	5.5"	3/4"	.400"	.550"	.072"
1Q500511	1/2" DILLENNIUM® Magnum Quad™ Tine	5.625"	3/4"	.400"	.580"	.072"
1DS500552	1/2" Heavy-Duty DILLENNIUM® side-eject	5.75"	3/4"	.350"	.545"	.072"
1E500104	1/2" JRM Economy top-eject	6"	3/4"	.445"	.560"	.055"
1D500105	1/2" Premium top-eject	6"	3/4"	.400"	.570"	.072"
1DS500105	1/2" Premium side-eject	6"	3/4"	.400"	.570"	.072"
1DS500505	1/2" DILLENNIUM® side-eject	6.25"	3/4"	.400"	.580"	.072"
1DS500185	1/2" INFINITY® Premium side-eject	6"	3/4"	.400"	.570"	.072"
1DS500585	1/2" INFINITY® DILLENNIUM® side-eject	6.25"	3/4"	.400"	.580"	.072"
1DS500556	1/2" Heavy-Duty DILLENNIUM® side-eject	6.25"	3/4"	.350"	.545"	.072"
1DS625503	5/8" DILLENNIUM® side-eject	4.5"	3/4"	.480"	.640"	.072"
1T625101	5/8" Premium top-eject	4.75"	3/4"	.490"	.645"	.072"
1T625501	5/8" DILLENNIUM® top-eject	5"	3/4"	.480"	.640"	.072"
1TS625501	5/8" DILLENNIUM® side-eject	5"	3/4"	.480"	.640"	.072"
1D625101	5/8" Premium top-eject	5.5"	3/4"	.490"	.645"	.072"
1D625501	5/8" DILLENNIUM® top-eject	5.75"	3/4"	.480"	.640"	.072"
1DS625101	5/8" Premium side-eject	5.5"	3/4"	.490"	.645"	.072"
1DS625501	5/8" DILLENNIUM® side-eject	5.75"	3/4"	.480"	.640"	.072"
1DS625181	5/8" INFINITY® Premium side-eject	5.5"	3/4"	.490"	.645"	.072"
1DS625581	5/8" INFINITY® DILLENNIUM® side-eject	5.75"	3/4"	.480"	.640"	.072"
1Q625101	5/8" Premium Magnum Quad Plus™ Tine	5.5"	3/4"	.500"	.630"	.063"
1Q625501	5/8" DILLENNIUM® Magnum Quad Plus™ Tine	5.5"	3/4"	.510"	.665"	.072"
1E625104	5/8" JRM Economy top-eject	6"	3/4"	.545"	.665"	.055"
1D625105	5/8" Premium top-eject	6"	3/4"	.490"	.645"	.072"
1D625505	5/8" DILLENNIUM® top-eject	6.25"	3/4"	.480"	.640"	.072"
1DS625105	5/8" Premium side-eject	6"	3/4"	.490"	.645"	.072"
1DS625505	5/8" DILLENNIUM® side-eject	6.25"	3/4"	.480"	.640"	.072"
1DS625185	5/8" INFINITY® Premium side-eject	6"	3/4"	.490"	.645"	.072"
1DS625585	5/8" INFINITY® DILLENNIUM® side-eject	6.25"	3/4"	.480"	.640"	.072"
1TS625106	5/8" Premium side-eject	6.25"	3/4"	.490"	.645"	.072"
1TS625506	5/8" DILLENNIUM® side-eject	6.50"	3/4"	.480"	.640"	.072"
1Q625102	5/8" Premium Magnum Quad Plus™ Tine	6.5"	3/4"	.500"	.630"	.063"
1Q625502	5/8" DILLENNIUM® Magnum Quad Plus™ Tine	6.625"	3/4"	.510"	.665"	.063"
1E5750101	3/4" JRM Economy Rolled Tine side-eject	5.5"	3/4"	.620"	.900"	.134"

Tines were designed for use on Greens. Warranty void for use on Tee Boxes and Fairways.  
All "QT" parts have a shortened shank designed for the Toro Procore® series 648 aerifier.

TORO® is a registered trademark of The Toro Company, Bloomington, MN 55420

John Deere® is a registered trademark of John Deere Co., Research Triangle Park, NC 27709




 INFINITY® Premium

## Conventional Solid Tines

Tines were designed for use on Greens.  
Warranty void for use on Tee Boxes and Fairways.

Part Number	JRM Description	Length	Mount Diameter	O.D.
2A625101	5/8" Solid Aerivator tine	4.625"	Threaded	.640"
2DT200104	.200" Needle Tine for Toro® ProCore 648	6.125"	.200"	.200"
2DT250104	.250" Needle Tine for Toro® ProCore 648	6.125"	.250"	.250"
2T200101	3/16" Solid Hook tine	6.5"	5mm hook	.200"
2T312101	5/16" Solid Hook tine	7.5"	8mm hook	.312"
2R125103	1/8" Solid tine	4.5"	1/2"	.200"
2R250105	1/4" Solid tine	5"	1/2"	.250"
2D375105	3/8" Solid tine	5"	1/2"	.375"
2T125103	1/8" Solid tine	4.5"	3/8"	.200"
2T125183	1/8" INFINITY® Solid tine	4.5"	3/8"	.200"
2T125105	1/8" Solid tine	5.25"	3/8"	.200"
2T125104	1/8" Solid tine	6"	3/8"	.200"
2T125184	1/8" INFINITY® Solid tine	6"	3/8"	.200"
2T250105	1/4" Solid tine	4.25"	3/8"	.250"
2T250106	1/4" Solid tine	5"	3/8"	.250"
2T250186	1/4" INFINITY® Solid tine	5"	3/8"	.250"
2T250107	1/4" Solid tine	6.125"	3/8"	.250"
2T250187	1/4" INFINITY® Solid tine	6.125"	3/8"	.250"
2T250109	1/4" Solid tine	6.5"	3/8"	.250"
2T250189	1/4" INFINITY® Solid tine	6.5"	3/8"	.250"
2D375104 (JD #TCU17346)	3/8" Solid tine	5"	3/8"	.375"
2D375184 (JD #TCU17346)	3/8" INFINITY® Solid tine	5"	3/8"	.375"
2D375106	3/8" Solid tine	6"	3/8"	.375"
2D375186	3/8" INFINITY® Solid tine	6"	3/8"	.375"
2D375107	3/8" Solid tine	7"	3/8"	.375"
2T500103	1/2" Solid tine	6"	3/8"	.500"
2T500183	1/2" INFINITY® Solid tine	6"	3/8"	.500"
2T625104	5/8" Solid tine	6"	3/8"	.625"
2T625184	5/8" INFINITY® Solid tine	6"	3/8"	.625"
2T250104	1/4" Solid tine	4.25"	3/4"	.250"
2R250106	1/4" Solid tine	5"	3/4"	.250"
2R250186	1/4" INFINITY® Solid tine	5"	3/4"	.250"
2T250108	1/4" Solid tine	6.5"	3/4"	.250"
2T250188	1/4" INFINITY® Solid tine	6.5"	3/4"	.250"
2T375102	3/8" Solid tine	5"	3/4"	.375"
2T375103	3/8" Solid tine	6"	3/4"	.375"
2T375183	3/8" INFINITY® Solid tine	6"	3/4"	.375"
2T375107	3/8" Solid tine	7"	3/4"	.375"
2T500102	1/2" Solid tine	5"	3/4"	.500"
2T500182	1/2" INFINITY® Solid tine	5"	3/4"	.500"
2T500104	1/2" Solid tine	7"	3/4"	.500"
2T500184	1/2" INFINITY® Solid tine	7"	3/4"	.500"
2T625102	5/8" Solid tine	5"	3/4"	.625"
2D625102	5/8" Solid tine	7"	3/4"	.625"
2D625182	5/8" INFINITY® Solid tine	7"	3/4"	.625"
2T750102	3/4" Solid tine	5"	3/4"	.750"
2D750102	3/4" Solid tine	7"	3/4"	.750"
2D750182	3/4" INFINITY® Solid tine	7"	3/4"	.750"
2T750104	3/4" Solid tine	5"	7/8"	.750"
2T750103	3/4" Solid tine	7"	7/8"	.750"
2T875102	7/8" Solid tine	5"	7/8"	.875"
2T875103	7/8" Solid tine	7"	7/8"	.875"



**Bullet-Tipped Solid Tines**—All of our solid and venting tines are manufactured from a single piece of cold drawn solid rod of steel to enhance strength and durability. Our entire line of conventional solid tines is now completely switched to the “360-degree bullet-style” or “Pencil-tip”. This tip provides a cleaner hole and a more consistent core depth.

## IT'S ALWAYS A GOOD TIME TO VENT

When it comes to your course's greens, there is no better time to vent than the summer. As the temperatures rise and the rainfall decreases, the amount of golfers who come to play on finely manicured greens increases during the summer months. Our line of venting tines will help greens breathe, allowing your grass to stay healthy through the summer. The slicing aeration technique (using Bayonet™/CROSSTINES® to create lots of narrow slits in the green) is particularly useful in the summer and during periods of stress when aerification would be problematic.

The chief benefit of a venting tine is that the hole will stay open for an extremely long period of time. It is most useful for times when one wishes to aggressively aerify for a long-term benefit with reduced trauma to the greens. The Bayonet™ tine in particular is so benign that it is frequently used mid-season and does not interfere with the playability of the course.

The JRM CROSSTINES® and Bayonet™ tines sever the small fibrous roots instead of separating them. This severing action causes the plant hormone Auxin to be released that causes root branching even in times of stress. Root branching enhances root density and contributes to a stronger and healthier root mass. Our CROSSTINES® are frequently credited with saving greens in times of stress.

**Aerivator Tines**—The Aerivator tine is a popular tine for landscapers. It is a plugging tine that is 4.63" in length with a threaded mount.

**SuperCross™ Tines**—JRM has two .750" SuperCross™ tines available. These tines provide the optimum in aerification surface area for the maximum in gas and water exchange. The SuperCross™ should be considered when needing solid tines that provide an exceptional volume of water and oxygen exchange because of the larger wall surface on the resulting hole.

**Bayonet™ Tine Length Reminder**—JRM offers a variety of lengths and mount diameters to fit all conventional and deep tine aerifiers. The length options are 4.75", 7", 9.5", and 11". The popular mounting options include 3/4", 3/8", and 1/2" for standard aerifiers and 12mm and 18mm for deep tines aerifiers like VERTI-DRAIN® and Soil Reliever®. We also offer a dimple mount option for Wiedenmann® aerifiers.

**See jrmonline.com for Pricing**



Aerivator 2A625101



2B750123



2T125104



2X500508



2T750103



2X500108



2WB750146



2T250107

## Benefits of a Bayonet™ Tine:

- Very minimal playability concerns and little effect on ball roll
- The hole can stay open 2-3 weeks for maximum oxygen exchange
- Very effective tool in heavy rain and extreme heat conditions
- Bayonets sever the roots leading to a thicker root mass
- Rotate tines 180 degrees every 6-9 holes for even wear
- 7" bayonets work perfectly on the Toro® ProCore 648. Set your depth and get extended use from the tine.

DILLENNIUM®
  Premium
  INFINITY® Premium

### Bayonet™ Tines

• It is recommended that you rotate your Bayonet™ tines every 6 to 9 greens to ensure proper wear patterns and longevity.



2B750123

Part Number	JRM Description	Length	Mount Diameter	Blade Width	Thickness
2BT625101	5/8" rib Premium Bayonet™ (with Toro® shank)	5.50"	3/8"	.625"	.190"
2B750137	3/4" rib Premium Bayonet™	6"	3/8"	.750"	.190"
2BT750137	3/4" rib Premium Bayonet™ (with Toro® shank)	6"	3/8"	.750"	.190"
2BT750837	3/4" rib INFINITY® Bayonet™ (with Toro® shank)	6"	3/8"	.750"	.190"
2B750127	3/4" rib Premium Bayonet™	7"	3/8"	.750"	.190"
2B750827	3/4" rib INFINITY® Bayonet™	7"	3/8"	.750"	.190"
2B750113	3/4" rib Premium Bayonet™	4.75"	3/4"	.750"	.190"
2B750813	3/4" rib INFINITY® Bayonet™	4.75"	3/4"	.750"	.190"
2B750138	3/4" rib Premium Bayonet™	6"	3/4"	.750"	.190"
2B750123 (JD #TCU17352)	3/4" rib Premium Bayonet™	7"	3/4"	.750"	.190"
2B750823 (JD #TCU17352)	3/4" rib INFINITY® Bayonet™	7"	3/4"	.750"	.190"
2B750145	3/4" rib Premium Bayonet™	9.5"	12mm	.750"	.190"
2WB750146	3/4" rib Premium Bayonet™ for Wiedenmann®	9.5"	12mm dimple	.750"	.190"
2B750157	3/4" rib Premium Bayonet™	11"	18mm	.750"	.190"



2X500108

### CROSSTINES®

Part Number	JRM Description	Length	Mount Diameter	Width
2X375100	3/8" rib Premium CROSSTINE®	6"	3/8"	.375"
2X500109 (JD #TCU17349)	1/2" rib Premium CROSSTINE®	5.5"	3/8"	.500"
2X500509 (JD #TCU17350)	1/2" rib DILLENNIUM® CROSSTINE®	5.5"	3/8"	.500"
2X500108	1/2" rib Premium CROSSTINE®	5.5"	3/4"	.500"
2X500508	1/2" rib DILLENNIUM® CROSSTINE®	5.5"	3/4"	.500"



2X750102

### SuperCross™ Tines

Part Number	JRM Description	Length	Mount Diameter	Width
2X750102 (JD #TCU17351)	3/4" rib Premium SuperCross™	5.88"	3/4"	.750"
2X750101	3/4" rib Premium SuperCross™	5.88"	7/8"	.750"

## Greenbay Tines

DILLENNIUM®
Premium

Part Number	JRM Description	Length	Mount. Dia.	I.D.	Tapered O.D.	Wall
1RG812102 (John Deere® TCU17456)	13/16" Premium Side-eject Greenbay Tine	6"	3/4"	.500"	.720"	.105"
1RG812502 (John Deere® TCU17457)	13/16" DILLENNIUM® Side-eject Greenbay Tine	6"	3/4"	.490"	.730"	.105"
1RG875102 (John Deere® TCU17342)	7/8" Premium Side-eject Greenbay Tine	6"	3/4"	.575"	.770"	.095"
1RG875502	7/8" DILLENNIUM® Side-eject Greenbay Tine	6"	3/4"	.535"	.765"	.095"
1RS875105	7/8" Heavy-Duty Premium Side-eject Greenbay Tine	6"	3/4"	.600"	.930"	.156"
1RS875505	7/8" Heavy-Duty DILLENNIUM® Side-eject Greenbay Tine	6"	3/4"	.590"	.900"	.156"
1RS875102 (John Deere® TCU17331)	7/8" Premium Side-eject Greenbay Tine	5.55"	7/8"	.600"	.855"	.120"
1RS875502 (John Deere® TCU17332)	7/8" DILLENNIUM® Side-eject Greenbay Tine	5.55"	7/8"	.590"	.850"	.120"
1RS875104	7/8" Heavy-Duty Premium Side-eject Greenbay Tine	6"	7/8"	.600"	.930"	.156"
1RS875504	7/8" Heavy-Duty DILLENNIUM® Side-eject Greenbay Tine	6"	7/8"	.590"	.900"	.156"



1RS875102



1RG812502

**Zack Stephens**  
 @DesertTurfSuper

Green Bay tines from JRM for the win! After 45 acres of fairways, here is a comparison of the tines used for all 45 acres vs. new. Money is well spent when you have zero downtime due to tine changing. Thanks @vegasguy702 and @JRMturfProducts.



1N100103



1N750102

## Closed Spoon Tines

Part Number	JRM Description	Total Length	Replacement Description
1N100103	JRM Closed Spoon 1" split, two-hole mount	8.5"	Hahn-Westpoint® .9" and similar (H-W3556)
1N750102	JRM Closed Spoon 3/4" split, one-hole mount	7.5"	Ryan Renovaire-Tracaire® .9" and similar

## FAIRWAY SIDE-EJECT TINES

\* Roll pins are included with all replacement tubes.

Part Number	JRM Description	Length Full/Tube	Mount Diameter	I.D.	O.D.	Wall
1FS625101	5/8" Premium with Mustang® shank	7.19"/6"	12mm	.400"	.625"	.072"
1FS625501	5/8" DILLENNIUM® with Mustang® shank	7.44"/6"	12mm	.395"	.625"	.072"
1FS625102	5/8" Premium with Fixed Mustang® shank	7.17"/6"	12mm	.390"	.625"	.072"
1FS625502	5/8" DILLENNIUM® with Fixed Mustang® Shank	7.42"/6"	12mm	.390"	.625"	.072"
1FS625103	5/8" Premium Fixed Shank	8.15"/7"	12mm	.390"	.625"	.072"
1FS625503	5/8" DILLENNIUM® Fixed Shank	8.40"/7.20"	12mm	.395"	.625"	.072"
1FS750502	3/4" DILLENNIUM® with Fixed Mustang® shank	6.92"/5.75"	12mm	.480"	.750"	.072"
1FS812103	13/16" Premium with VERTI-DRAIN® shank	7.33"/6"	12mm	.500"	.812"	.105"
1FS812503	13/16" DILLENNIUM® with VERTI-DRAIN® shank	7.33"/6"	12mm	.490"	.812"	.105"
1FS812105	13/16" Premium with Mustang® shank	7.17"/6"	12mm	.500"	.812"	.105"
1FS812504	13/16" DILLENNIUM® with Soil Reliever® Shank	8.25"/6"	12mm	.490"	.812"	.105"
1FS100103	1" Premium with VERTI-DRAIN® shank	7.33"/6"	12mm	.595"	1"	.120"
1FS100503	1" DILLENNIUM® with VERTI-DRAIN® shank	7.33"/6"	12mm	.590"	1"	.120"
1FS100104	1" Premium with Soil Reliever® shank	8.25"/6"	12mm	.595"	1"	.120"
1FS100504	1" DILLENNIUM® with Soil Reliever® shank	8.25"/6"	12mm	.590"	1"	.120"
1FS100105	1" Premium with Mustang® shank	7.17"/6"	12mm	.595"	1"	.120"
1FS812106	13/16" Premium with VERTI-DRAIN® Shank	7.77"/6"	18mm	.500"	.812"	.105"
1FS812107	13/16" Premium with Soil Reliever® Shank	8.25"/6"	18mm	.500"	.812"	.105"
1FS812507	13/16" DILLENNIUM® with Soil Reliever® Shank	8.25"/6"	18mm	.490"	.812"	.105"
1FS125107	1 1/4" Premium with Soil Reliever® shank	8.25"/6"	18mm	.800"	1.25"	.135"
1FS125507	1 1/4" DILLENNIUM® with Soil Reliever® Shank	8.25"/6"	18mm	.800"	1.25"	.135"
1FS812101	13/16" Premium for Conventional Aerifiers	6.75"/6"	3/4"	.500"	.812"	.105"
1FS812501	13/16" DILLENNIUM® for Conventional Aerifiers	6.75"/6"	3/4"	.490"	.812"	.105"
1FS100101	1" Premium for Conventional Aerifiers	6.75"/6"	3/4"	.595"	1"	.120"
1FS100501	1" DILLENNIUM® for Conventional Aerifiers	6.75"/6"	3/4"	.590"	1"	.120"
1FS112101	1 1/8" Premium for Conventional Aerifiers	6.75"/6"	3/4"	.735"	1.125"	.135"
1FS125101	1 1/4" Premium for Conventional Aerifiers	6.75"/6"	3/4"	.800"	1.25"	.135"
1FS125501	1 1/4" DILLENNIUM® for Conventional Aerifiers	6.75"/6"	3/4"	.800"	1.25"	.135"
1FS812102	13/16" Premium for Conventional Aerifiers	6.75"/6"	7/8"	.500"	.812"	.105"
1FS812502	13/16" DILLENNIUM® for Conventional Aerifiers	6.75"/6"	7/8"	.490"	.812"	.105"
1FS100102	1" Premium for Conventional Aerifiers	6.75"/6"	7/8"	.595"	1"	.120"
1FS100502	1" DILLENNIUM® for Conventional Aerifiers	6.75"/6"	7/8"	.590"	1"	.120"
1FS112102	1 1/8" Premium for Conventional Aerifiers	6.75"/6"	7/8"	.735"	1.125"	.135"
1FS125102	1 1/4" Premium for Conventional Aerifiers	6.75"/6"	7/8"	.800"	1.25"	.135"
3FS625101	5/8" Premium Replacement Tube	6"	12mm	.400"	.625"	.072"
3FS625501	5/8" DILLENNIUM® Replacement Tube	6"	12mm	.395"	.625"	.072"
3FS812100	13/16" Premium Replacement Tube	6"	12mm, 18mm	.500"	.812"	.105"
3FS812500	13/16" DILLENNIUM® Replacement Tube	6"	12mm, 18mm	.490"	.812"	.105"
3FS100100	1" Premium Replacement Tube	6"	12mm, 18mm, 3/4", 7/8"	.595"	1"	.120"
3FS100500	1" DILLENNIUM® Replacement Tube	6"	12mm, 18mm, 3/4", 7/8"	.590"	1"	.120"
3FS112100	1 1/8" Premium Replacement Tube	6"	18mm, 3/4", 7/8"	.735"	1.125"	.135"
3FS125100	1 1/4" Premium Replacement Tube	6"	18mm, 3/4", 7/8"	.800"	1.25"	.135"
3FS125500	1 1/4" DILLENNIUM® Replacement Tube	6"	18mm, 3/4", 7/8"	.800"	1.25"	.135"



3FS812500



1FS100503

Shanks are available for all non-Fixed shank Fairway Tines. Contact our Customer Service Department for the correct shank.  
Roll Pins are available for all Fairway shanks. Contact our Customer Service Department for the correct roll pin.

Please note: As a matter of convention in the turf industry, all deep tine shanks are made to metric standards. The mounting blocks used by deep tine machine manufacturers are made to these metric sizes. This is not true of "conventional" aerifiers since most of these machines are made in the United States. Refer to page 21 if you have any questions about choosing the correct mount diameter for your tines.


JRM deep tines have become an industry standard over the past 15 years. All JRM deep tines are made from the finest steel available and to exacting standards. The DILLENNIUM® deep tine is an excellent option in many situations and can save you both time and money. A DILLENNIUM® tine should be chosen for ground that is aerified on a regular basis, or greens and fairways that have little or no rock. If one is likely to bend or break a large number of deep tines (greater than 30%), then the JRM Premium deep tine will be the better option.

**Deep tines many uses**—Deep tine aeration is not restricted to the golf course. Many landscapers, service and/or sports field contractors employ the use of a deep tine aerifier. A 13/16" or 1" solid coring tine and/or a 1/2" or 3/4" solid deep tine is extremely popular on baseball and football fields as well as horse racing tracks.

**Deep tine machines**—JRM offers a full line of deep tine options for VERTI-DRAIN®, Soil Reliever®, and Wiedenmann®. The different lines are broken down separately in the catalog. When choosing a Wiedenmann® tine, first determine whether you need a dimpled mount, or a screw mount. Our screw mounts are described as a 1:10 and 1:4 conical screw mount.

**Metric sizing**—Most deep tines have metric sizing for the shank diameter as all the deep tine manufacturers originate outside the United States. The two most popular shank options are the 12mm (.472"), considered a 1/2" equivalent, and the 18mm (.708"), considered a 3/4" equivalent.

**Replacement tubes**—To save money, a majority of our line features a removable shank and roll pin option. Once you order the full part and finish your initial aerification, you can pop out the roll pin, pull out the shank and order one of our replacement tubes. Roll pins come with every replacement tube.



## DEEP TINES for VERTI-DRAIN®

DILLENNIUM®  Premium

*Fits VERTI-DRAIN® Only - Tines complete, includes shank, roll pin, and tube*

Part Number	JRM Description	Length Full/Tube	Mount Diameter	I.D.	O.D.	Wall
1DT375101	3/8" Premium fixed shank	6"/5"	8mm	.250"	.440"	.060"
1DT375501	3/8" DILLENNIUM® fixed shank	6.20"/5.20"	8mm	.250"	.440"	.060"
1DT375102	3/8" Premium	6"/5"	12mm	.250"	.440"	.060"
1DT500102	1/2" Premium	5.625"/4.625"	12mm	.335"	.550"	.072"
1DT625103	5/8" Premium	8.17"/7"	12mm	.400"	.625"	.072"
1DT625503	5/8" DILLENNIUM®	8.40"/7.25"	12mm	.350"	.625"	.072"
1DT625105	5/8" Premium fixed shank	8.17"/7"	12mm	.400"	.625"	.072"
1DT625505	5/8" DILLENNIUM® fixed shank	8.40"/7.25"	12mm	.350"	.625"	.072"
1DT750101	3/4" Premium	9.30"/8"	12mm	.450"	.750"	.095"
1DT750106	3/4" Premium	11.375"/10"	12mm	.450"	.750"	.095"
1DT750506	3/4" DILLENNIUM®	11.5"/10.25"	12mm	.440"	.750"	.095"
1DT750102	3/4" Premium	9.77"/8"	18mm	.450"	.750"	.095"
1DT750105	3/4" Premium	11.75"/10"	18mm	.450"	.750"	.095"
1DT750505	3/4" DILLENNIUM®	12"/10.25"	18mm	.440"	.750"	.095"
1DT812111	13/16" Premium	9.3"/8"	12mm	.510"	.812"	.105"
1DT812511	13/16" DILLENNIUM®	9.55"/8.25"	12mm	.490"	.812"	.105"
1DT812103	13/16" Premium	11.375"/10"	12mm	.510"	.812"	.105"
1DT812503	13/16" DILLENNIUM®	11.5"/10.25"	12mm	.490"	.812"	.105"
1DT812105	13/16" Premium	13.375"/12"	12mm	.510"	.812"	.105"
1DT812505	13/16" DILLENNIUM®	13.5"/12.25"	12mm	.490"	.812"	.105"
1DT812110	13/16" Premium	9.77"/8"	18mm	.510"	.812"	.105"
1DT812510	13/16" DILLENNIUM®	10"/8.25"	18mm	.490"	.812"	.105"
1DT812102	13/16" Premium	11.75"/10"	18mm	.510"	.812"	.105"
1DT100101	1" Premium	9.75"/8"	18mm	.625"	1"	.120"
1DT100501	1" DILLENNIUM®	9.75"/8"	18mm	.490"	1"	.120"
1DT100104	1" Premium	10.75"/9"	18mm	.625"	1"	.120"
1DT100105	1" Premium	11.75"/10"	18mm	.625"	1"	.120"
1DT100505	1" DILLENNIUM®	12"/10.25"	18mm	.590"	1"	.120"
1DT112104	1 1/8" Premium	11.75"/10"	18mm	.750"	1.125"	.120"
1DT125104	1 1/4" Premium	14.40"/12"	18mm	.812"	1.25"	.135"
1DT125504	1 1/4" DILLENNIUM®	14.72"/12.25"	18mm	.800"	1.25"	.135"

Shanks are available for all non-Fixed shank Fairway Tines. Contact our Customer Service Department for the correct shank.

Roll Pins are available for all Fairway shanks. Contact our Customer Service Department for the correct roll pin

*Please note: As a matter of convention in the turf industry, all deep tine shanks are made to metric standards.*

*The mounting blocks used by deep tine machine manufacturers are made to these metric sizes.*

*This is not true of "conventional" aerifiers since most of these machines are made in the United States.*



1DT812503



1DT100105

 DILLENNIUM®  Premium

## Deep Tines for Soil Reliever®

Fits Soil Reliever® Only • Tines complete, includes shank, roll pin, and tube

Part Number	JRM Description	Length Full/Tube	Mount Diameter	I.D.	O.D.	Wall
1DT625104	5/8" Premium	9" / 7"	12mm	.400"	.625"	.072"
1DT625504	5/8" DILLENNIUM®	9.25" / 7.25"	12mm	.350"	.625"	.072"
1DT625106	5/8" Premium fixed shank	9" / 7"	12mm	.400"	.625"	.072"
1DT625506	5/8" DILLENNIUM® fixed shank	9.25" / 7.25"	12mm	.350"	.625"	.072"
1DT750107	3/4" Premium	12" / 10"	12mm	.450"	.750"	.095"
1DT750507	3/4" DILLENNIUM®	12.25" / 10.25"	12mm	.440"	.750"	.095"
1DT812112	13/16" Premium	10" / 8"	12mm	.510"	.812"	.105"
1DT812512	13/16" DILLENNIUM®	10.25" / 8.25"	12mm	.490"	.812"	.120"
1DT812104	13/16" Premium	12" / 10"	12mm	.510"	.812"	.105"
1DT812504	13/16" DILLENNIUM®	12.25" / 10.25"	12mm	.490"	.812"	.105"
1DT750108	3/4" Premium	12" / 10"	18mm	.450"	.750"	.095"
1DT812106	13/16" Premium	12" / 10"	18mm	.510"	.812"	.105"
1DT812506	13/16" DILLENNIUM®	12.25" / 10.25"	18mm	.490"	.812"	.105"
1DT100109	1" Heavy-duty	12" / 10"	18mm	.550"	1"	.188"
1DT100107	1" Premium	12" / 10"	18mm	.625"	1"	.120"
1DT100507	1" DILLENNIUM®	12.25" / 10.25"	18mm	.590"	1"	.120"
1DT112185	1 1/8" Heavy-duty	12" / 10"	18mm	.715"	1.125"	.188"
1DT112105	1 1/8" Premium	12" / 10"	18mm	.750"	1.125"	.135"
1DT125102	1 1/4" Premium	12" / 10"	18mm	.812"	1.25"	.135"
1DT125502	1 1/4" DILLENNIUM®	12.25" / 10.25"	18mm	.800"	1.25"	.135"
1DT125104	1 1/4" Premium	14" / 12"	18mm	.812"	1.25"	.135"
1DT125504	1 1/4" DILLENNIUM®	14.25" / 12.25"	18mm	.800"	1.25"	.135"

Shanks are available for all non-Fixed shank Fairway Tines. Contact our Customer Service Department for the correct shank.

Roll Pins are available for all Fairway shanks. Contact our Customer Service Department for the correct roll pin

*Please note: As a matter of convention in the turf industry, all deep tine shanks are made to metric standards. The mounting blocks used by deep tine machine manufacturers are made to these metric sizes. This is not true of "conventional" aerifiers since most of these machines are made in the United States.*

For Soil Reliever®-SR, VERTI-DRAIN®-VD, and Wiedenmann®-W  
Replacement tubes-tubes only, includes roll pin

## Replacement Tubes for Deep Tines

Part Number	JRM Description	Tube Length	Mount Diameter	Replacement Description
3DT625103	5/8" Premium replacement tube	7"	12mm	SR, VD, W
3DT625503	5/8" DILLENNIUM® replacement tube	7.25"	12mm	SR, VD, W
3DT750101	3/4" Premium replacement tube	8"	12mm, 18mm	SR, VD, W
3DT750104	3/4" Premium replacement tube	9"	12mm, 18mm	SR, VD, W
3DT750105	3/4" Premium replacement tube	10"	12mm, 18mm	SR, VD
3DT750505	3/4" DILLENNIUM® replacement tube	10.25"	12mm, 18mm	SR, VD
3DT812101	13/16" Premium replacement tube	8"	12mm, 18mm	SR, VD, W
3DT812501	13/16" DILLENNIUM® replacement tube	8.25"	12mm, 18mm	SR, VD, W
3DT812100	13/16" Premium replacement tube	10"	12mm, 18mm	SR, VD, W
3DT812500	13/16" DILLENNIUM® replacement tube	10.25"	12mm, 18mm	SR, VD, W
3DT812110	13/16" Premium replacement tube	12"	12mm, 18mm	SR, VD, W
3DT812510	13/16" DILLENNIUM® replacement tube	12.25"	12mm, 18mm	SR, VD, W
3DT100104	1" Premium replacement tube	9"	18mm	VD, SR
3DT100109	1" Heavy-duty Deep Tine replacement tube for SR, VD	10"	18mm	SR, VD, W
3DT100105	1" Premium replacement tube	10"	18mm	SR, VD, W
3DT100501	1" DILLENNIUM® replacement tube	8.25"	18mm	SR, VD, W
3DT100505	1" DILLENNIUM® replacement tube	10.25"	18mm	SR, VD, W
3DT100101	1" Premium replacement tube	8"	18mm	SR, VD, W
3DT112104	1 1/8" Premium replacement tube	10"	18mm	SR, VD
3DT112188	1" Heavy-duty Deep Tine replacement tube for SR, VD	10"	18mm	SR, VD, W
3DT125100	1 1/4" Premium replacement tube	10"	18mm	SR, VD
3DT125500	1 1/4" DILLENNIUM® replacement tube	10.25"	18mm	SR, VD
3DT125106	1 1/4" Premium replacement tube	12"	18mm	SR, VD
3DT125506	1 1/4" DILLENNIUM® replacement tube	12.25"	18mm	SR, VD



1DT125504



3DT100505



**Wiedenmann® Tines**

DILLENNIUM® Premium

Part Number	JRM Description	Length Full/Tube	Mount Diameter	I.D.	O.D.	Wall
1WT375101	3/8" Premium fixed shank	6"/4.82"	8mm dimple	.250"	.440"	.064"
1WT375102	3/8" Premium fixed shank	6.125"/4.82"	12mm dimple	.250"	.440"	.064"
1WT500102	1/2" Premium fixed shank	5.625"/4.315"	12mm dimple	.335"	.550"	.072"
1WT625102	5/8" Premium fixed shank	8.15"/7"	12mm dimple	.390"	.625"	.072"
1WT625502	5/8" DILLENNIUM® fixed shank	8.4"/7.25"	12mm dimple	.395"	.625"	.072"
1WT625103	5/8" Premium	8.3"/7"	12mm dimple	.400"	.625"	.072"
1WT625503	5/8" DILLENNIUM®	8.55"/7.25"	12mm dimple	.350"	.625"	.072"
1WT625107	5/8" Premium	11.3"/10"	12mm dimple	.400"	.625"	.072"
1WT812103	13/16" Premium	7.3"/6"	12mm dimple	.500"	.812"	.105"
1WT812503	13/16" DILLENNIUM®	7.3"/6"	12mm dimple	.490"	.812"	.105"
1WT812105	13/16" Premium	9.33"/8"	12mm dimple	.500"	.812"	.105"
1WT812505	13/16" DILLENNIUM®	9.58"/8.25"	12mm dimple	.490"	.812"	.105"
1WT812101	13/16" Premium	11.3"/10"	12mm dimple	.500"	.812"	.105"
1WT812501	13/16" DILLENNIUM®	11.58"/10.25"	12mm dimple	.490"	.812"	.105"
1WT100101	1" Premium	9.33"/8"	12mm dimple	.625"	1"	.120"
1WT812104	13/16" Premium	10.6"/8"	1:10 cone mount	.500"	.812"	.105"
1WT812504	13/16" DILLENNIUM®	10.85"/8.25"	1:10 cone mount	.490"	.812"	.105"
1WT812102	13/16" Premium	12.6"/10"	1:10 cone mount	.500"	.812"	.105"
1WT812502	13/16" DILLENNIUM®	12.85"/10.25"	1:10 cone mount	.490"	.812"	.105"
1WT100104	1" Premium	10.6"/8"	1:10 cone mount	.625"	1"	.120"
1WT100504	1" DILLENNIUM®	10.85"/8.25"	1:10 cone mount	.590"	1"	.120"
1WT100102	1" Premium	12.6"/10"	1:10 cone mount	.625"	1"	.120"
1WT100502	1" DILLENNIUM®	12.85"/10.25"	1:10 cone mount	.590"	1"	.120"
1WT112105	1 1/8" Premium Heavy-duty	12.6"/10"	1:10 cone mount	.660"	1.125"	.188"
1WT100103	1" Premium	12.3"/10"	1:4 cone mount	.625"	1"	.120"
1WT100503	1" DILLENNIUM®	12.55"/10.25"	1:4 cone mount	.590"	1"	.120"
2WT312102	5/16" Solid deep tine	7.88"/6"	8mm dimple	Solid	.312"	Solid
2WT312104	5/16" Solid deep tine	8.97"/7.87"	8mm dimple	Solid	.312"	Solid
2WT312105	5/16" Solid deep tine	11.35"/10.25	8mm dimple	Solid	.312"	Solid
2WT500101	1/2" Solid deep tine	9.61"/8"	12mm dimple	Solid	.472"	Solid
2WT500112	1/2" Solid deep tine	11.18"/9.5"	12mm dimple	Solid	.472"	Solid
2WT500102	1/2" Solid deep tine	12.16"/10.5"	12mm dimple	Solid	.472"	Solid
2WT500103	1/2" Solid deep tine	14.12"/12.5"	12mm dimple	Solid	.472"	Solid
2WT750107	3/4" Solid deep tine	12"/9.5"	1:4 cone mount	Solid	.750"	Solid
2WT750103	3/4" Solid deep tine	8.66"/6.5"	1:10 cone mount	Solid	.750"	Solid
2WT750102	3/4" Solid deep tine	10.85"/8.75"	1:10 cone mount	Solid	.750"	Solid
2WT750101	3/4" Solid deep tine	13.25"/11"	1:10 cone mount	Solid	.750"	Solid
2WT750108	3/4" Solid deep tine	15.05"/12.97"	1:10 cone mount	Solid	.750"	Solid
2WT100101	1" Solid deep tine	13.25"/11"	1:10 cone mount	Solid	1"	Solid
2WB750146	3/4" Premium Bayonet™ Tine	9.5"/n/a	12mm dimple	Solid	.750"	Solid

Shanks are available for all non-Fixed shank Fairway Tines. Contact our Customer Service Department for the correct shank.  
Roll Pins are available for all Fairway shanks. Contact our Customer Service Department for the correct roll pin

Cone/Conical Screw Mt.



1WT100102

Dimple Mt.



2WT500103



## Solid Deep Tines

For Soil Reliever® and VERTI-DRAIN® solid deep tines

Part Number	JRM Description	Length Full/Working Depth	Shank Diameter	O.D.
2DT312102	5/16" Premium	7.934"/6"	8mm	.3125"
2DT312103	5/16" Premium	9.25"/8"	8mm	.3125"
2DT312105	5/16" Premium	11.75"/10"	8mm	.3125"
2DT312106	5/16" Premium	13.75"/12"	8mm	.3125"
2DT375101	3/8" Premium	11"/9"	8mm	.375"
2DT500102	1/2" Premium	8.16"/6"	12mm	.472"
2DT500104	1/2" Premium	10.25"/8"	12mm	.472"
2DT500105	1/2" Premium	12.6"/10"	12mm	.472"
2DT500106	1/2" Premium	14.6"/12"	12mm	.472"
2DT500107	1/2" Premium	16.6"/14"	12mm	.472"
2DT750104	3/4" Premium	10"/8"	18mm	.708"
2DT750105	3/4" Premium	12.875"/10"	18mm	.708"
2DT750106	3/4" Premium	14.875"/12"	18mm	.708"
2DT750107	3/4" Premium	16.6"/14"	18mm	.708"
2DT100103	1" Premium	18.7"/16"	24mm dimple	.945"

## Solid Bayonet™ Deep Tines

Part Number	JRM Description	Length	Mount Diameter	Blade Width	Thickness
2B750145	3/4" rib Premium Bayonet™	9.5"	12mm	.750"	.190"
2B750157	3/4" rib Premium Bayonet™	11"	18mm	.750"	.190"

## JRM's Newest Innovation in Turf Maintenance

JRM, Inc. has developed a solid deep tine that is proving extremely valuable in the field. In testing, these DILLENNIUM® tipped solid tines have lasted nearly 60 acres before switching them out--allowing you to aerify more than 18 holes of fairways and tees. The DILLENNIUM® tip will ensure a consistent hole depth throughout your aerification. Currently, we will offer tines to fit your conventional Toro® and John Deere® machines. We are still in the testing phase on tines longer than 8 inches. We hope to correct those issues soon, but right now we recommend the 6.75" tines as they are holding strong in a variety of soil conditions.


## Solid DILLENNIUM® Fairway Tines



Part Number	Description	Length	Mount	OD
2D875501	7/8" DILLENNIUM® Solid Fairway Tine	6 3/4"	7/8"	.875"
2D875502	7/8" DILLENNIUM® Solid Fairway Tine	6 3/4"	3/4"	.875"

## Mounting Blocks

Part Number	JRM Description	Blocks Per Set
1B375102	.375" 10-Hole Quad Tine Block for Toro® Procore 648 (Gold Rust-Proof Coating)	Set=6 blocks
<b>NEW</b> 1B750101	.750" 4-hole conventional coring tine block for Toro® Procore 648 (Gold Rust-Proof Coating)	Set=6 blocks



1B375102



1B750101

All JRM Tine Holders are made of high-grade steel and machined. Most OEM blocks are cast.

## JRM Core Profiler Keychain



The JRM Core Profiler Keychain is a tool for Superintendents and Maintenance Technicians to test their soil profile.

Part Number	JRM Description
1CP250102	JRM Core Profiler Key Chain to test soil profile

## Rake Prongs

All of our Rake Prongs (also known as rake teeth) are designed specifically for the Toro® Sand Pro machine. The 9T375100 is a standard length rake prong (3.15"), and we also offer a shorter rake prong 9T375150 (2.65") for customers that have shallow liners in their sand traps.

JRM offers a circular rake prong (9T375500) designed to avoid catching the shallow liners in many sand traps. It also screws into the block, which allows you to control the depth of the rake prong when it enters the sand.

## Rake Prongs

9T375500



Part Number	JRM Description	O.D.	I.D.	Machines	
9T375100	JRM Rake Prong 3.15" long (27 per set)	3/8"	Solid	For Toro® Sand Pro	
9T375150	JRM Rake Prong 2.65" long (27 per set)	3/8"	Solid	For Toro® Sand Pro	
9T375175	JRM Rake Prong 2.10" long (27 per set)	3/8"	Solid	For Toro® Sand Pro	
Part Number	JRM Description	Hole Diameter	Mount diameter	Length	Machines
9T375500	JRM Circular Rake Prong 4" long (27 per set)	1"	3/8" threaded	4"	Toro® Sand Pro

## Contacting JRM

At JRM we take your opinions very seriously. Indeed, it is as a result of customer requests and opinions that we have developed some of our finest products. We want to have your opinions even if they are not complimentary. Naturally, we love to hear positive comments, but it is through “constructive criticism” that we have often received our most valuable information. If you like JRM products, we definitely want to hear from you. If you have a problem with one of our products, we want to hear from you even more. Please forward any experiences or requests to:

### **By Mail**

Customer Service  
JRM, Inc.  
PO Box 1689  
Welcome, NC  
27374-1689

### **By Telephone/Fax**

888-576-7007 toll free  
336-354-1243 toll  
336-764-8311 fax

### **By E-mail**

[sales@jrmonline.com](mailto:sales@jrmonline.com)

## Ordering JRM Products

You have a variety of convenient options for ordering JRM products.

### Authorized Dealer

In most locations you will have an authorized JRM Distributor who is your personal JRM representative. You should look to your JRM Dealer as your first line of help placing an order or when you have a question about an existing order. If you need help finding your local dealer, please consult our list of JRM Distributors on the inside back cover of the catalog, or you may go to the JRM website at [www.jrmonline.com](http://www.jrmonline.com) for a complete listing of our dealers.

### Direct

Direct orders may be conveniently placed by:

- Visiting our website [www.jrmonline.com](http://www.jrmonline.com)
- By Email [SALES@JRMONLINE.COM](mailto:SALES@JRMONLINE.COM)
- Faxed orders may be sent to [336-764-8311](tel:336-764-8311)
- By Telephone during regular business hours 8:30 am-5:30 pm EST
  - o Toll free within the United States by dialing: [1-888-576-7007](tel:1-888-576-7007)
  - o From anywhere in the world to our direct sales line [336-354-1243](tel:336-354-1243)

When placing your order, please be sure to include all pertinent information such as your account number (if you have it available); ship-to address; bill-to address; name & contact number; quantity of items by part number.

### Domestic Shipping

All JRM shipments will be by UPS/FedEx “Standard Ground” unless otherwise requested in advance. All shipments are F.O.B. Clemmons, North Carolina. In most cases, if an order is received at our Sales & Marketing office in Clemmons, North Carolina before 4:00 p.m. EST, we will be able to ship the same day. In addition to the standard ground shipping, we can ship “Overnight”, “2nd Day”, or “3 Day” upon special request. We recommend that customers in the western United States consider shipping by “3 day” if the products are needed in less than 5 to 10 days. Larger orders may require special packaging and shipment by common carrier.

### International Orders

International shipments will be shipped “as requested” per customer instruction. Depending on weight, JRM will try to arrange the most economical freight option. Electronic wire transfer payments are accepted. Credit arrangements must be made in advance of shipment or charged to a credit card.

### Payments

We accept major credit cards, Visa, Mastercard and American Express. For lines of credit and terms, please contact your local JRM Representative.

**JRM** products are made of the very finest materials available and are warranted against any defect in manufacturing or materials. JRM DILLENNIUM® top-eject and side-eject coring tines used on conventional aerification machines having “Uniform wear” on golf course greens have a “use warranty” of a minimum of 18 greens or 130,000 Square Feet, whichever comes first. This revolutionary “use warranty” is only applicable for use on golf greens. The JRM warranty does not cover “chipping” which may occur if a large rock or cart-path is hit. “Uniform wear” means that the wear pattern is uniform on all sides of the tine indicating proper machine timing.

### RETURN AUTHORIZATION REQUESTS

If you wish to return any JRM Products, immediately contact your Authorized JRM dealer, or call JRM directly at 336-354-1243 or toll free at 1-888-576-7007. You will be given a Returned Merchandise Authorization (RMA) number that needs to be prominently displayed on the outside of the box you are returning. No credit will be issued for any products returned to JRM without an RMA number. **All returned parts will be inspected to determine whether a credit will be issued or not. Some products are not eligible for return.**

**REQUESTS FOR RETURN AUTHORIZATION MUST BE MADE WITHIN THREE MONTHS OF PURCHASE.** Once an RMA is issued, you will have 30 days to return the merchandise to the JRM shipping department. It is the customer’s responsibility to return products to JRM. FedEx Call Tags will only be issued for defective parts or shipping and sales miscues originated from JRM. **A 15% RESTOCKING FEE WILL BE APPLIED TO ALL RETURN REQUESTS THAT ARE NOT ACCOMPANIED BY A REPLACEMENT ORDER OF EQUAL VALUE.**

**VERY IMPORTANT:** All returns for JRM INFINITY® Reels must be returned within 3 months of purchase, and must be returned in original packaging, or it will void the warranty. Warranty cannot be determined without physical inspection.

If there are parts missing from any shipment that are listed on the “packing slip” it is very important that the shipping box NOT be discarded. For JRM to be reimbursed by the carrier, an inspection of the box is required. If parts are missing, please contact the JRM Customer Support department immediately to make arrangements to obtain replacement parts.

**JRM reserves the right to refuse credit for any returned item (other than a warranty return) that is not in “like new” condition and available for immediate resale.** All decisions by JRM are final.

**Return To: JRM, Inc.**  
**Return Goods Dept.**  
**8491 N. NC Hwy. 150**  
**Clemmons, NC 27012**

## Timing Problems

If an aerification machine is “out of timing” it will greatly reduce the use-life of your tines. A clear and inescapable indicator of both good and bad timing is the wear pattern on a used set of tines. Indeed, the age of a machine is no guarantee against timing problems since new machines are often delivered “out of timing”. A well set up machine, in good timing, will produce a wear pattern that is ‘even’ all the way around the bottom of the tine. It is not required that a machine be in “perfect” timing for it to provide good and acceptable service. However, a machine that is badly out of timing will wear out any tine significantly faster and increase the total cost of aerification. With the advent of the JRM DILLENNIUM® tines, this “wear pattern” has become much more evident since the tines will last significantly longer.

## Timing Problems

FIG. #1 is a clear exception to the JRM Warranty. This tine was used on an aerification machine with a severe timing problem. No credit would be given for this tine.

FIG. #1



### JRM Normal Wear

A JRM DILLENNIUM® tine with normal wear after 18 greens




### OEM Normal Wear

OEM conventional tine with normal wear in rocky turf



### Severe Timing Problems

OEM conventional tine



A JRM DILLENNIUM® tine with Severe Timing Problem

## Care & Storage of DILLENNIUM® Tines

Due to the longevity of JRM DILLENNIUM® tines, we are faced with a brand new issue in the golf course industry: how to care for used aerification tines that still have significant use-life left. We suggest the following procedure to get the most value from your JRM DILLENNIUM® tine(s).

1. Clean all dirt and grass from the tube.  
This may be done by hosing down. Soap may be used if needed.  
Thoroughly and immediately dry all tines.
2. Spray a silicone aerosol spray lubricant on the tines, inside tubular tines as well as on the outside of all tines.
3. Label and store in a dry location.

**Alabama (South, Central)**

JRM Direct  
Jamie Zakary (850-666-1163)  
jamie.zakary@jrmonline.com

**Alabama (North)**

Chattahoochee Turf  
Roger Myers (229-406-0321)  
ompo@aol.com

**Alaska**

JRM Direct  
Cust. Service (888-576-7007)  
sales@jrmonline.com

**Arizona**

Southwest Turf Support  
Reuben Proper (520-971-6884)  
Reubenp.swts@gmail.com

**Aero Equipment**

Cindy Ventura (602-563-7812)  
cindy.ventura@aeroeq.com

**Arkansas**

True Turf Technologies  
David Nowland (918-855-6966)  
trueturf@tulsaconnect.com

**Turf & Soil Management**

Chris Holt (806-790-7707)  
chris@turfandsoil.net

**California (North, Central)**

GrassRoots Turf Supply LLC  
Thor Larson (831-277-4356)  
thor@grassrootsturfsupply.com

**California (San Bernardino)**

Southwest Turf Support  
Rob Davis (480-215-8503)  
rdavis.swts@gmail.com

**California (South)**

Southwest Reps LLC  
Norm Pariseau (760-617-4116)  
npariseau@verizon.net

**Colorado**

Fertech, Inc.  
Kyle Furtek (303-907-5110)  
fertech.industries@gmail.com

**Connecticut**

D&S Turf Products  
Dave Basconi (203-284-8484)  
dsturfprods@coltdurham.com

**Atlantic Golf & Turf Ltd.**

Allan Smith (413-775-3628)  
allan@atlanticgolfandturf.com

**Delaware**

The Turf Trade  
Kim Miles (856-478-6704)  
kmiles@theturftrade.com

**Washington D.C.**

JRM Sales Team  
David L'Italien (910-215-7168)  
david.l@jrmonline.com

**Florida**

JRM Direct Rep  
Matt Nieder (863-224-5387)  
matt.nieder@jrmonline.com

**Florida (North)**

Liquid Ed  
Russ Armitage (727-420-9483)  
ledinc@tampabay.rr.com

**Florida (Southeast, Central)**

Precision Small Engines  
Andy Masciarella (800-345-1960)  
am@precisionusa.com

**Georgia**

Chattahoochee Turf  
Roger Myers (229-406-0321)  
ompo@aol.com

**Hawaii**

Go To Turf Supply  
Mark Zanetti (808-282-1336)  
gotomarkz@gmail.com

**Idaho**

Turf Solutions  
David Combe (801-458-5541)  
utahturfsolutions@gmail.com

**Illinois**

Advanced Turf Solutions  
Pat Kelley (877-433-7037)  
pkelley@advancedturf.net

**Indiana**

Advanced Turf Solutions  
Pat Kelley (877-433-7037)  
pkelley@advancedturf.net

**Iowa**

Central Turf Products  
Brent Smith (563-210-1616)  
thetstrongsturf@hotmail.com

**Kansas**

Midwest Turf  
Todd Hunter (913-645-2764)  
dhunter74@sbcglobal.net

**Kentucky**

Advanced Turf Solutions  
Pat Kelley (877-433-7037)  
pkelley@advancedturf.net

**Louisiana**

JRM Direct  
Jamie Zakary (850-666-1163)  
jamie.zakary@jrmonline.com

**Chattahoochee Turf**

Roger Myers (229-406-0321)  
ompo@aol.com

**Maine**

Atlantic Golf & Turf Ltd.  
Allan Smith (413-775-3628)  
allan@atlanticgolfandturf.com

**Northeast Nursery, Inc.**

Tom Rowell (978-317-0673)  
trowell@northeastnursery.com

**Maryland**

JRM Sales Team  
David L'Italien (910-215-7168)  
david.l@jrmonline.com

**Massachusetts (East)**

Turf Enhancement  
Tom Fox (508-450-9254)  
teesilver33@aol.com

**Massachusetts (West)**

Atlantic Golf & Turf Ltd.  
Allan Smith (413-775-3628)  
allan@atlanticgolfandturf.com

**Michigan (East)**

Hector's Shop  
Hector Velazquez (435-222-4540)  
hector@hectorsshop.com

**Michigan (West)**

Great Lakes Turf Outdoors  
Aaron Cochrell (616-361-2500)  
acochrill@greatlakesurf.com

**Minnesota**

Superior Tech Products  
Rick Gabler (612-804-8247)  
rickg@stproots.com

**Mississippi**

JRM Direct  
Jamie Zakary (850-666-1163)  
jamie.zakary@jrmonline.com

**Chattahoochee Turf**

Roger Myers (229-406-0321)  
ompo@aol.com

**Missouri**

Bluewing Supply  
Bob Brandt (314-574-3077)  
bullbr@sbcglobal.net

**Advanced Turf Solutions**

Pat Kelley (877-433-7037)  
pkelley@advancedturf.net

**Montana**

Z, Inc.  
Jeff Zoerner (406-300-9950)  
jeff\_zoerner@yahoo.com

**Nebraska**

Midwest Turf  
David Hunter (913-645-2764)  
dhunter74@sbcglobal.net

**Nevada (Las Vegas)**

Las Vegas Tines and Blades  
BJ Kerzetski (702-429-4418)  
lmsc@cox.net

**Nevada (Reno)**

GrassRoots Turf Supply LLC  
Thor Larson (831-277-4356)  
thor@grassrootsturfsupply.com

**New Hampshire**

Atlantic Golf & Turf Ltd.  
Allan Smith (413-775-3628)  
allan@atlanticgolfandturf.com

**Northeast Nursery, Inc.**

Tom Rowell (978-317-0673)  
trowell@northeastnursery.com

**New Jersey**

Double D Turf  
Dennis Desanctis Jr. (732-580-5516)  
dennisjr@doubledturf.com

**New Mexico**

United Ag & Turf  
Jake Reimer (214-630-3300)  
jakereimer@unitedagt.com

**New York City Greater Area**

Biltmore Turf Specialties  
Joe Alonzi (914-469-7456)  
alonzijo@gmail.com

**New York (Long Island)**

Malvese Equipment  
Todd Brannigan (516-681-7600)  
tbrannigan@malveseequipment.com

**New York (Northeast)**

Atlantic Golf & Turf Ltd.  
Allan Smith (413-775-3628)  
allan@atlanticgolfandturf.com

**New York (Upstate)**

Professional Turf Services  
Richard Snyder (585-599-3118)  
richard@ptsturf.com

**First Turf & Ornamentals**

Mike Bamann (585-978-3802)  
mike@ftodistributors.com

**North Carolina**

JRM Sales Team  
Mark Benton (252-670-1511)  
mark.benton@jrmonline.com

**Lee Carmichael (843-855-4965)**

lee.carmichael@jrmonline.com  
Jimmy Abernathy (828-448-0143)  
jimmy.abernathy@jrmonline.com

**North Dakota**

Dakota Custom Turf  
Eric Nielsen (605-368-9909)  
dakotacustomturf@gmail.com

**Superior Tech Products**

Rick Gabler (612-804-8247)  
rickg@stproots.com

**Ohio**

Advanced Turf Solutions  
Pat Kelley (877-433-7037)  
pkelley@advancedturf.net

**Reel Turf Equipment Co., LLC**

Todd Jones (937-768-1334)  
deeredoc@aol.com

**Great Lakes Turf Outdoors**

Aaron Cochrell (616-361-2500)  
acochrill@greatlakesurf.com

**Oklahoma**

True Turf Technologies  
David Nowland (918-855-6966)  
trueturf@tulsaconnect.com

**Oregon**

Turf Commander  
William Wallace (360-265-1470)  
william@turfcommander.com

**Pennsylvania (Southeast)**

Windview Athletic Fields  
Chris McCardell (610-608-3175)  
chris@windviewathleticfields.com

**Pennsylvania (West, Central)**

HRC Outdoors  
Hodges Rash (412-215-1966)  
hodges.rash@hrcoutdoors.com

**Rhode Island**

Turf Enhancement  
Tom Fox (508-450-9254)  
teesilver33@aol.com

**South Carolina**

JRM Sales Team  
Bobby Wall (803-466-5228)  
bobby.wall@jrmonline.com

**Lee Carmichael (843-855-4965)**

lee.carmichael@jrmonline.com

**South Dakota**

Dakota Custom Turf  
Eric Nielsen (605-368-9909)  
dakotacustomturf@gmail.com

**Superior Tech**

Rick Gabler (612-804-8247)  
rickg@stproots.com

**Tennessee (Central)**

Sigma Organics  
Greg Johns (615-456-3673)  
greg@sigmaturf.com

**Tennessee (Western)**

JRM Direct  
Cust. Service (888-576-7007)  
sales@jrmonline.com

**Tennessee (Eastern)**

JRM Sales Team  
Jimmy Abernathy (828-448-0143)  
jimmy.abernathy@jrmonline.com

**Texas (North, Central, West)**

Turf & Soil Management  
Chris Holt (806-790-7707)  
chris@turfandsoil.net

**Texas (South)**

Mid Tex Turf Supply  
Jay Hill (512-350-8019)  
jayco1957@yahoo.com

**Utah**

Turf Solutions  
David Combe (801-458-5541)  
utahturfsolutions@gmail.com

**Vermont**

Vermont Precision Reel Grinding  
Howard Whitcomb (802-316-6508)  
whitcomb24@gmavt.net

**Atlantic Golf & Turf Ltd.**

Allan Smith (413-775-3628)  
allan@atlanticgolfandturf.com

**Virginia**

JRM Sales Team  
David L'Italien (910-215-7168)  
david.l@jrmonline.com

**Washington**

Turf Commander  
William Wallace (360-265-1470)  
william@turfcommander.com

**West Virginia**

Mountain State Floratine  
Kirby Lewis (304-482-9948)  
mountainstatefloratine@gmail.com

**Wisconsin (South)**

Advanced Turf  
Pat Kelley (877-433-7037)  
pkelley@advancedturf.net

**Wisconsin (North, Central)**

JRM Direct  
Cust. Service (888-576-7007)  
sales@jrmonline.com

**Wyoming**

Superior Tech  
Rick Gabler (612-804-8247)  
rickg@stproots.com

**Regional Distributors**

Site One Landscapes  
Adam Cooke (248-588-2100)  
ACooke@siteone.com

**Canada**

British Columbia  
A.R. Mower  
Mark McMaster 604-940-1011  
mark@armower.com

**Nova Scotia**

Nova Turf Care Products  
Randi Gosbee 902-434-9977  
info@novaturf.ca

**Ontario**

Allturf LTD  
Nigel Rennie 416-520-4845  
nigel@allturf.ca

**Winnipeg**

Brett-Young Seed Limited  
Karen Green 204-261-7932  
karen.green@brettyoung.ca

**Quebec**

Lague Golf  
Steven Rig 450-799-1577  
srigg@lagueltee.com

**Colombia**

Gerencia Golf y Turf  
Diego Gomez +57 2 4836936  
gerencia@golfturf.co

**Egypt**

Ricci Trade  
Victor Demian 011 2012 213 7356  
victor@boiler-eg.com

**Great Britain, Spain and Portugal**

Sports Metals  
Richard Japes (+44 7828 145598)  
office@sportsmetals.com

**International Distributors****Australia**

Victoria  
Applied Agronomics  
Jim Brennan +61 4 2141 8595  
jim@appliedagronomics.com.au

**Queensland**

Roy Gripske & Sons Pty Ltd  
David Grillenberger +61 3 3385 4955  
graham@rgs.com.au

**New South Wales**

Golf & Bowling Machinery  
Troy Burnside +61 2 9673 6722  
troy@golfandbowlingmachinery.com

**Europe**

TURF Handels GmbH  
Stephan Breisach +43 3124 29064  
office@turf.at

**Guam, Saipan & Rota**

Z INC  
Jeff Zoerner +1-406-300-9950  
jeff\_zoerner@yahoo.com

**Hong Kong**

Centaur - Asia Pacific  
Justin Chan 852 9534 6627  
justin@centaur-asiapacific.com

**India**

VKM International  
Kapil Bafana (+91 8 446 093885)  
kapil@vkmint.com

**Indonesia**

Pt Nuaim Abadi Turfindo  
Lulu Damarina +62 21 822 7094  
lulu@nuaim.net

**Japan**

Pacific Golf Supply  
Hitoshi Nakazaki +81 11 824 3231  
pgsnakazaki@aol.com

**Malaysia**

Nuaim Corporation (Malaysia) Sdn Bhd  
Zanuar Zainon +60 13 884 6888  
zanuar@nuaim.net

**Mexico**

JL Golf  
Main Tel: +33 3824-6084  
Iron Golf S. De R. L. de C.V.

Javier Alonso 3338-162297  
javier.alonso@jlgolf.com.mx

**North Pacific**

Edgar Corona 3317-241730  
edgar.corona@jlgolf.com.mx

**Cabos**

Juan Lara (33) 3824-6084  
juan.lara@jlgolf.com.mx

**New Zealand**

Perennial Ltd  
Geoff Boorer +64 03 3666 107  
geoff@perennial.co.nz

**Philippines**

Nutranta Inc  
Xam Wilson +63 917 846 2812  
xam@nutranta.asia

**Singapore**

Greendrop Pte Ltd  
Bill Dhaliwal +65 9433 0166  
bill@greendrop.sg

**South Africa**

Multi-Drain Turf Equipment  
Vernon Lancaster +27 11 918 2564  
vernon@lancaster1.co.za

NANQUIP (PTY) Ltd.  
Sandra de Beer +27 44 690 4428  
accounts@nanturf.com

**Taiwan**

UG Turf Ltd  
Jimmy Hung Wei Lin  
+88-692-866-6495  
ugturf@gmail.com

**Thailand**

Boswell Golf Int. Co., LTD  
Peter Boswell +66 662 728 1710  
peterboswellgolf@yahoo.com

**United Arab Emirates**

Ricci Trade  
Victor Demian 011 2012 213 7356  
victor@boiler-eg.com

**Vietnam**

BPS CO LTD  
Brian Stapleton +84 903 724 020  
brianstapleton1000@gmail.com

**Other Countries**

KSA(Saudi Arabia) - Ricci Trade  
Kuwait - Ricci Trade  
Micronesia - Z INC

Oman - Ricci Trade  
Qatar - Ricci Trade  
Turkey - Z INC  
Ukraine - Z INC

**Z INC**

Jeff Zoerner +1-406-300-9950  
jeff\_zoerner@yahoo.com



INNOVATIVE TURF TECHNOLOGY

8491 N. NC Hwy. 150  
Clemmons, NC 27012



**JRM Quick Parts Reference**

<b>Bedknives:</b>	Part #	Part #	Part #
Greens			
Fairways			
Tee Box, Fringe & Aprons			
JRM INFINITY® DURANIUM-24 Reels			

<b>Tines:</b>	Part #	Specs



**www.jrmonline.com**  
Email: [sales@jrmonline.com](mailto:sales@jrmonline.com)  
USA Toll Free (888) 576-7007  
International (336) 354-1243  
Fax: (336) 764-8311

